






## Build a Space Shuttle


The Space Shuttle is used to transport people, supplies, and components to the International Space Station. The great thing about the Space Shuttle is that it's reusable. Without the Space Shuttle, we would not have the opportunity to explore our solar system. We wouldn't have ever been able to walk on the Moon!

The Space Shuttle is comprised of several parts. The three main components of it are the orbiter which houses the crew members; a large external tank which holds the fuel for the main engines; and two solid rocket boosters which give the Shuttle its lift during the first two minutes of flight. All of the components are reused except for the external fuel tank which burns up in the Earth's atmosphere after each launch.




In this activity, you and your child will build a Space Shuttle and learn about its importance of transporting people and stuff.

### What You Need:

-  Toilet paper tube
-  [Space Shuttle Template](#)
-  Tape
-  Scissors
-  Object to transport



### What to Do:

-  Cut out the Space Shuttle template and attach it to the toilet paper tube.
-  Cut the toilet paper tube so that you can insert an object to transport.
-  Insert an object to transport.

### Parent Prompts:

What are some of the different things that the Space Shuttle transports?

Where does the Space Shuttle go?

