









Modeling for Understanding in Science Education  
<http://www.wcer.wisc.edu/ncisla/muse/>

Student Activities: Moon Phase Chart

DATE/TIME	COLOR	WEATHER	LOCATION	SHAPE/FEATURES
				
				
				
				
				
				
				
				



Key: Note that the illuminated part of the moon is UNshaded. See examples at left.