

**10065**  
Regolith Breccia  
347 grams



Figure 1: Butt end of lunar breccia 10065,7. Sample is 6 cm across. Cube is 1 cm. NASA S76-22547.

**Introduction**

Lunar sample 10065 is a moderately coherent regolith breccia (Fruland 1983, Simon et al. 1984). 10065 had a hemispherical shape with one broken side and the top surface was covered with glass-lined micrometeorite pits (Schmitt et al. 1970).

**Petrography**

Schmitt et al. (1970) reported the bulk density as 2.45 g/cm<sup>3</sup> and note that “*the fragments are coarser on the*

*average in this breccia than in the other breccias*”. Phinney et al. (1976) considered this breccia a moderately-coherent, vitric microbreccia with a matrix porosity of about 10 %. Using SEM petrography they found that it was welded together with glass with many very fine particles.

Simon et al. (1984) included breccia 10065 in their comprehensive study of Apollo 11 regolith breccias –



Figure 2: Photo of sawn surface of 10065,7 showing dark aphanitic clasts. Sample is 6 cm across. NASA S76-22549.

their mode is given in the table. They calculated that it had about 24% highland component, but couldn't directly identify that many clasts of highland rock.

Chao et al. (1971) determined the mineralogical mode, studied shock features in 10065 and give analysis of several glass particles. Dence et al. (1970) and Quaide and Bunch (1970) also discuss the shock features in 10065 and give mineral compositions. They note the

diaplectic plagioclase glass with composition  $An_{90}$  indicates shock pressure 350 to 500 kbars. Chao et al. (1970) illustrate a thin section across a micrometeorite crater illustrating the glass lining and the penetration of the glass into the matrix.

McKay and Morrison (1970) favored a hot welded origin for the Apollo 11 breccias, while Chao et al. (1971) favored a cold, shocked-pressed origin because of the high gas content.

### Mineralogical Mode

	Chao et al. 1971
Basaltic rock	21.2
Anorthositic rock	1
Mineral fragments	6.6
Glass-welded aggregate	12.4
Devitrified glass	3.8
Heterogeneous glass	3.3
Homogeneous glass	3.1
Basaltic microbreccia	0.3
Anorthositic breccia	0.3
Shocked	0.1
Less than 25 microns	29.5
Pore space	18.4

### Simon's Mode

	S	L
Mare Basalt	4.8	10.5
Highland Component	1.1	0.4
Regolith breccia	5.1	2
Agglutinate	7.4	2.8
Pyroxene	5.5	
Olivine	0.2	
Plagioclase	3.8	
Ilmenite	0.7	
Orange glass	3.7	0.5
Other glass	1.8	0.4
Matrix	49.3 %	

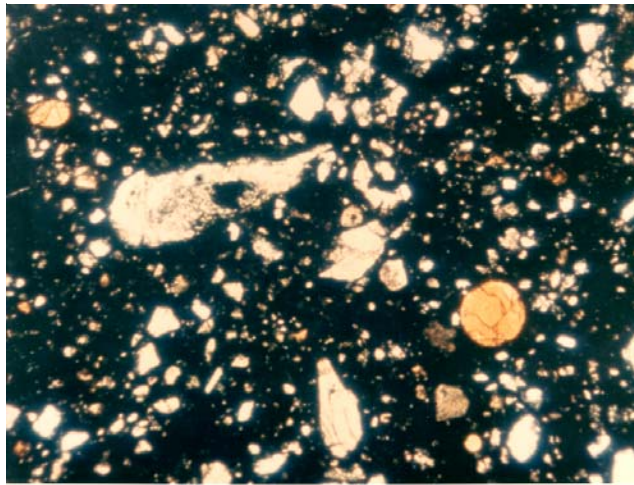


Figure 3: Photomicrograph of thin section of 10065 showing mineral fragments and orange glass beads in fine matrix. Scale is 2.5 mm. NASA S-70-19544.

### **Mineralogy**

**Armalcolite:** Agrell et al. (1970) show pictures of armalcolite with ilmenite and rutile found in 10065.

**Glass spheres:** Chao et al. (1970, 1971) and von Engelhardt et al. (1970) reported the composition of glass spheres in 10065 including the redbrown variety of presumed volcanic origin.

**Glass:** Dence et al. (1970) give the compositions of some “recrystallized” glass particles in 10065. Chao et al. (1971) reported on the wide variety of glass textures and compositions, all within one breccia (10065).

### **Chemistry**

Goles et al. (1970), Ansell and Heltz (1970), Wiesmann and Hubbard (1975) and Rhodes and Blanchard (1981) analyzed 10065. The REE are similar to the Apollo 11 soil (figure 4). Ansell et al. found 169 ppm Ni, but the critical meteoritic siderophiles (Ir and Au) have never been determined. Thiemens and Clayton (1980) determined 104 ppm nitrogen (with a very negative delta <sup>15</sup>N).

### **Other Studies**

Heymann and Yaniv (1971) determined the isotopic ratio of rare gas released during vacuum crushing of 10065. Wanless et al. (1970) determined the isotopic composition of Li, K, Rb and Sr.

Katsube and Collett (1971) determined the dielectric properties of 10065.

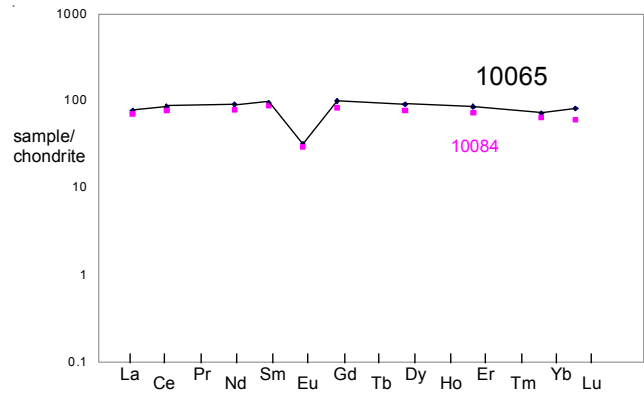


Figure 4: Normalized rare earth element diagram for breccia 10065 compared with soil 10084 (data from Wiesmann et al. 1975).

### **Processing**

Apollo 11 samples were originally described and cataloged in 1969 and “re-cataloged” by Kramer et al. (1977). 10065 was cut by wire saw (figure 5). There are 16 thin sections.

### **List of Photo #s for 10065**

- S69-46627
- S76-22547
- S76-22549
- S76-23362 – 23363



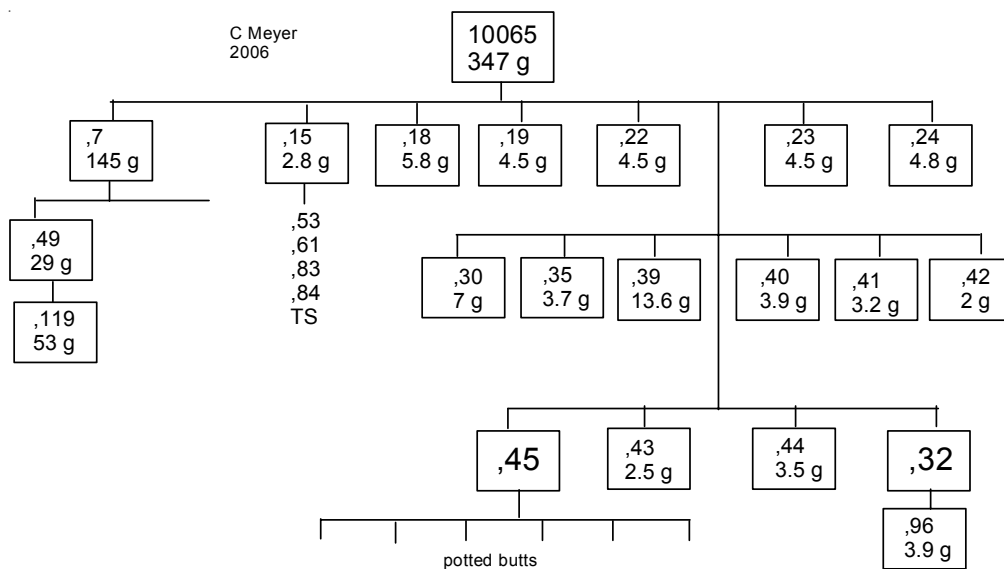
**Table 1. Chemical composition of 10065.**

reference weight	Wiesmann75	Goles70	Rhodes81	Annell70	Murthy70	Wanless70
SiO <sub>2</sub> %		41.3	41.9	(c)		
TiO <sub>2</sub>		7.8	7.92	(c)		
Al <sub>2</sub> O <sub>3</sub>		12.5	12.56	(c)		
FeO		16.8	16.24	(c)		
MnO		0.2	(b) 0.22	(c) 0.25	(d)	
MgO		8.3	7.86	(c)		
CaO		13.1	11.82	(c)		
Na <sub>2</sub> O		0.48	(b) 0.47	(c)		
K <sub>2</sub> O	0.18	(a)	0.18	(c)	0.17	(a) 0.18 (a)
P <sub>2</sub> O <sub>5</sub>			0.14	(c)		
S %						
sum						
Sc ppm		62.6	(b)	69	(d)	
V		84	(b)	57	(d)	
Cr		1890	(b) 2121	(c) 2390	(d)	
Co		31.6	(b)	30	(d)	
Ni				169	(d)	
Cu				14	(d)	
Zn				23	(d)	
Ga						
Ge ppb						
As						
Se						
Rb	3.8	(a)		2.8	(d) 3.69	(a) 3.74 (a)
Sr	168	(a)		140	(d) 168	(a) 165.5 (a)
Y				103	(d)	
Zr	403	(a)		390	(d)	
Nb				25	(d)	
Mo						
Ru						
Rh						
Pd ppb						
Ag ppb						
Cd ppb						
In ppb						
Sn ppb						
Sb ppb						
Te ppb						
Cs ppm						
Ba	197	(a) 220	(b)	260	(d) 200	(a)
La	18.5	(a) 17.8	(b)	16	(d)	
Ce	52.5	(a) 63	(b)			
Pr						
Nd	41.5	(a)				
Sm	14.3	(a) 14.6	(b)			
Eu	1.82	(a) 1.73	(b)			
Gd	19.9	(a)				
Tb		4	(b)			
Dy	22.5	(a)				
Ho		6.7	(b)			
Er	13.8	(a)				
Tm						
Yb	11.9	(a) 14.5	(b)			
Lu		2.01	(b)			
Hf		12.1	(b)			
Ta		2.1	(b)			
W ppb						
Re ppb						
Os ppb						
Ir ppb						
Pt ppb						
Au ppb						
Th ppm	2.53	(a)				
U ppm	0.68	(a) 0.54	(b)			

technique: (a) IDMS, (b) INAA, (c) XRF, (d) emission spec.



Figure 5: Pieces of 10065. NASA S76-23362 and 23363. Cube is 1 cm.



## References for 10065

- Agrell S.O., Scoon J.H., Muir I.D., Long J.V.P., McConnell J.D.C. and Peckett A. (1970) Observations on the chemistry, mineralogy and petrology of some Apollo 11 lunar samples. *Proc. Apollo 11 Lunar Sci. Conf.* 93-128.
- Annell C.S. and Helz A.W. (1970) Emission spectrographic determination of trace elements in lunar samples from Apollo 11. *Proc. Apollo 11 Lunar Sci. Conf.* 991-994.
- Beatty D.W. and Albee A.L. (1978) Comparative petrology and possible genetic relations among the Apollo 11 basalts. *Proc. 9<sup>th</sup> Lunar Planet. Sci. Conf.* 359-463.
- Chao E.C.T., James O.B., Minkin J.A., Boreman J.A., Jackson E.D. and Raleigh C.B. (1970) Petrology of unshocked crystalline rocks and evidence of impact metamorphism in Apollo 11 returned lunar samples. *Proc. Apollo 11 Lunar Sci. Conf.* 287-314.
- Clayton R.N. and Thiemens M.H. (1980) Lunar nitrogen: Evidence for secular change in the solar wind. In **The Ancient Sun**. 463-473. (eds Pepin, Eddy, Merrill)
- Dence M.R., Douglas J.A.V., Plant A.G. and Traill R.J. (1970) Petrology, mineralogy and deformation of Apollo 11 samples. *Proc. Apollo 11 Lunar Science Conf.* 315-340.
- von Engelhardt W., Arndt J., Muller W.F. and Stoffler D. (1970) Shock metamorphism of lunar rocks and origin of the regolith at the Apollo 11 landing site. *Proc. Apollo 11 Lunar Sci. Conf.* 363-384.
- Fruiland R.M. (1983) Regolith Breccia Workbook. Curatorial Branch Publication # 66. JSC 19045.
- Heymann D. and Yaniv A. (1970) Ar<sup>40</sup> anomaly in lunar samples from Apollo 11. *Proc. Apollo 11 Lunar Sci. Conf.* 1261-1267.
- Katsube T.J. and Collett L.S. (1971) Electrical properties of Apollo 11 and Apollo 12 lunar samples. *Proc. 2<sup>nd</sup> Lunar Sci. Conf.* 2367-2379.
- Kramer F.E., Twedell D.B. and Walton W.J.A. (1977) **Apollo 11 Lunar Sample Information Catalogue** (revised). Curator's Office, JSC 12522
- LSPET (1969) Preliminary examination of lunar samples from Apollo 11. *Science* **165**, 1211-1227.
- McKay D.S., Greenwood W.R. and Morrison D.A. (1970) Origin of small lunar particles and breccias from the Apollo 11 site. *Proc. Apollo 11 Lunar Sci. Conf.* 673-693.
- McKay D.S. and Morrison D.A. (1971) Lunar breccias. *J. Geophys. Res.* **76**, 5658-5669.
- Murthy V.R., Evensen N.M., Jahn B.-M. and Coscio M.R. (1971) Rb-Sr ages and elemental abundances of K, Rb, Sr and Ba in samples from the Ocean of Storms. *Geochim. Cosmochim. Acta* **35**, 1139-1153.
- Phinney W.C., McKay D.S., Simonds C.H. and Warner J.L. (1976a) Lithification of vitric- and clastic-matrix breccias: SEM photography. *Proc. 7<sup>th</sup> Lunar Sci. Conf.* 2469-2492.
- Quaide W. and Bunch Ted (1970) Impact metamorphism of lunar surface materials. *Proc. Apollo 11 Lunar Sci. Conf.* 711-729.
- Schmitt H.H., Lofgren G., Swann G.A. and Simmons G. (1970) The Apollo 11 samples: Introduction. *Proc. Apollo 11 Lunar Science Conf.* 1-54.
- Simon S.B., Papike J.J. and Shearer C.K. (1984) Petrology of Apollo 11 regolith breccias. *Proc. 15<sup>th</sup> Lunar Planet. Sci. Conf.* in *J. Geophys. Res.* **89**, C109-132.
- Thiemens M.H. and Clayton R.N. (1980) Ancient solar wind in lunar microbreccias. *Earth Planet. Sci. Lett.* **47**, 34-42.
- Wanless R.K., Loveridge W.D. and Stevens R.D. (1970) Age determinations and isotopic abundance measurements on lunar samples (Apollo 11). *Proc. Apollo 11 Lunar Sci. Conf.* 1729-1739.
- Wiesmann H. and Hubbard N.J. (1975) A compilation of the Lunar Sample Data Generated by the Gast, Nyquist and Hubbard Lunar Sample PI-Ships. Unpublished. JSC