

12022
Ilmenite Basalt
1864.3 grams



Figure 1: PET photo of 12022,0 with caked on dirt (before dusting). NASA photo # S69-64108.

Introduction

Neal et al. (1994) classify 12022 as an ilmenite basalt while James and Wright (1972) had termed it an ilmenite-bearing olivine basalt. It has been dated at 3.2 b.y. All surfaces, except perhaps the flat end, were apparently covered with micrometeorite craters (Hörz et al. 1971), making this rock less than ideal for cosmic-ray depth profiles.

Petrography

The petrography of 12022 is discussed in Weill et al. (1971), Brett et al. (1971), McGee et al. (1977). McGee et al. describe 12022 as “a medium grained porphyritic basalt characterized by subhedral olivine (0.3 mm) and pyroxene (1-2 mm) phenocrysts. Several olivine phenocrysts are epitaxially overgrown with pyroxene. The matrix consists of feathery intergrowths of parallel feldspar tablets (0.05-1 mm), subrounded ilmenite laths

(0.03-0.2 mm), anhedral pyroxene crystals (0.6-0.8 mm) and minor glassy mesostasis”.

Ilmenite in 12022 has an interesting cross-cutting, parallel, skeletal habit.

Mineralogy

Olivine: Butler (1972) determined the minor element content of olivine in 12022.

Pyroxene: Weill et al. (1971) and Brett et al. (1971) determined that the cores of pyroxene phenocrysts in 12022 are Ca-rich, zoning outward to Fe-rich (figure 4). The zonation of minor elements (Al, Ti, Cr) in pyroxene in 12022 is discussed in Bence and Papike (1972).



Figure 2: Reflected light photo of thin section 12022,10 showing alignment of ilmenite, clumps of pyroxene phenocrysts in fine-grained variolitic groundmass. Field of view 1 cm. NASA photo # S70-24742.

Plagioclase: Plagioclase is An₉₁₋₈₅.

Opagues: Ilmenite laths occur in groups, cutting through the matrix but not intersecting the phenocrysts (McGee et al. 1977). Subrounded octahedra of Cr-spinel, with or without rims of Ti-spinel, occur in the matrix and as inclusions in olivine and pyroxene phenocrysts.

Mineralogical Mode of 12022

	McGee et al. 1977	Neal et al. 1994	Brett et al. 1971
Olivine	16-33	19.5	16.5
Pyroxene	30-59	56	58.6
Plagioclase	12-26	12.2	12
Opagues	9-23	~9	11.2
“silica”		0.2	
mesostasis	1	2.3	1.6

Metal: Brett et al. (1971) determined the Ni content of minute metallic iron grains in 12022 (figure 5).

Chemistry

Kushiro et al. (1971), Engel et al. (1971) and Snyder et al. (1997) determined relatively high TiO₂ for 12022 (figure 7). Numerous investigators determined trace elements (table 1, figure 6). Kaplan and Petrowski (1971) determined about 20 ppm carbon and 800 ppm sulfur in 12022. Moore et al. (1971) reported about 40 ppm carbon and 44 ppm nitrogen. Rees and Thode (1972) reported 914 ppm sulfur.

Radiogenic age dating

Alexander et al. (1972) determined an age for 12022 of 3.18 ± 0.04 b.y. by the Argon plateau method. Snyder


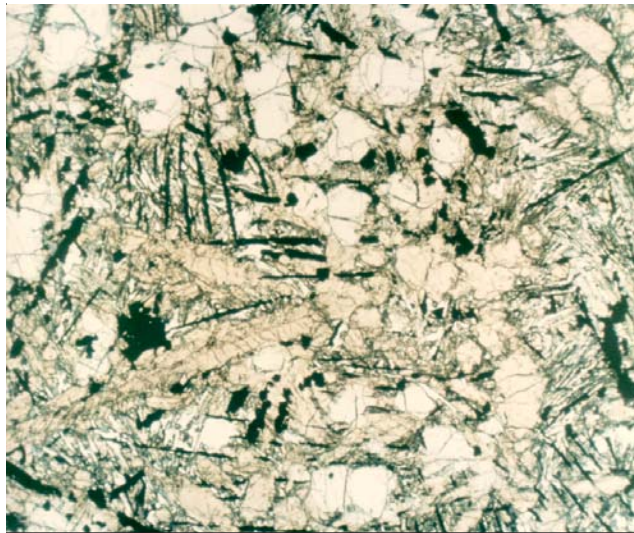


Figure 3: Photomicrographs of thin section 12022,9 (plane-polarized, crossed-nicol). Field of view 2.6 mm. NASA phot #s S70-49455-456

et al. (1997) reported the isotopic composition of Sr and Nd.

Cosmogenic isotopes and exposure ages

Not reported !

Other Studies

Bogard et al. (1971) reported the content and isotopic composition of rare gases in 12022. Barber et al. (1971) determined the track density and erosion rate (figure 8).

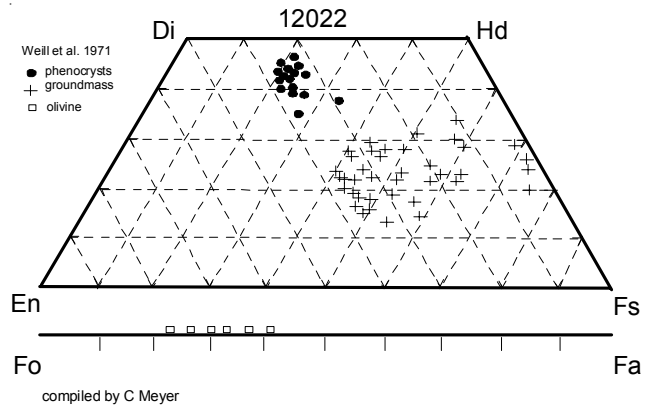


Figure 4: Pyroxene and olivine composition for 12022 (adapted from Weill et al. 1971, Brett et al. 1971).

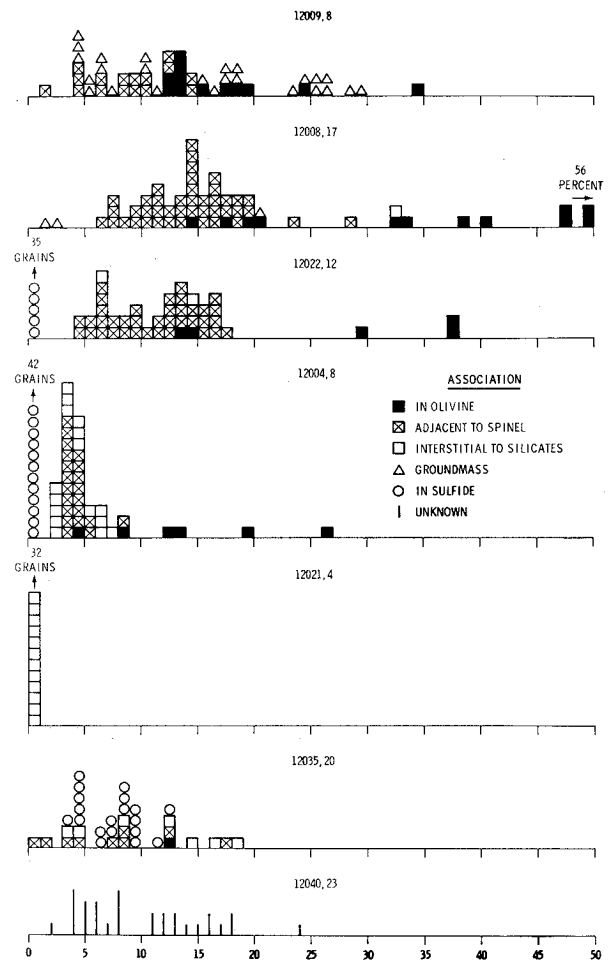


Figure 5: Histogram of Ni concentrations of metal grains in 7 lunar samples (lifted from Brett et al. 1971).

Table 1a. Chemical composition of 12022.

reference weight	Kushiro71 1 g	LSPET70	Hubbard71 188 mg	Weismann75 188 mg	Murthy71	Haskin71	Engel71	Taylor71	Tats71
SiO ₂ %	42.33	(a) 36					43.2	(a)	
TiO ₂	4.54	(a) 5.1					5.16	(a)	
Al ₂ O ₃	9.12	(a) 11					9.04	(a)	
FeO	22.06	(a) 22					21.44	(a)	
MnO	0.26	(a) 0.17					0.25	(a)	
MgO	11.58	(a) 13					10.43	(a)	
CaO	9.37	(a) 11					9.56	(a)	
Na ₂ O	0.29	(a) 0.36	0.24				0.47	(a)	
K ₂ O	0.07	(a) 0.068	0.065	(b) 0.065	(b) 0.051	(b)	0.07	(a)	
P ₂ O ₅	0.02	(a)					0.13	(a)	
S %									
sum									
Sc ppm		52					55	55	(d)
V		65					180	150	(d)
Cr	3831	(a) 2650					3800	3300	(d)
Co		36					44	52	(d)
Ni		40					42	42	(d)
Cu							8	5	(d)
Zn									
Ga									
Ge ppb									
As									
Se									
Rb		0.17	0.738	(b) 0.738	(b) 0.819	(b)			
Sr		160	143	(b) 143	(b) 138	(b)	130	140	(d)
Y		62					68	64	(d)
Zr		160					180	135	(d)
Nb								6	(d)
Mo									
Ru									
Rh									
Pd ppb									
Ag ppb									
Cd ppb									
In ppb									
Sn ppb								0.39	(d)
Sb ppb									
Te ppb									
Cs ppm								0.03	(d)
Ba		38		59.5	(b) 148	(b)	70	60	(d)
La						5.81	(c)	6.3	(d)
Ce			17.4	(b) 17.4	(b)	16.7	(c)	19	(d)
Pr								3	(d)
Nd			14.4	(b) 14.4	(b)	19	(c)	16	(d)
Sm			5.38	(b) 5.38	(b)	6.31	(c)	6.4	(d)
Eu			1.26	(b) 1.26	(b)	1.32	(c)	1.4	(d)
Gd			7.71	(b) 7.71	(b)	9.2	(c)	9.7	(d)
Tb						1.56	(c)	1.8	(d)
Dy			9.37	(b) 9.37	(b)	10.8	(c)	12	(d)
Ho						1.87	(c)	3	(d)
Er			5.42	(b) 5.42	(b)	5.8	(c)	8.2	(d)
Tm								1.3	(d)
Yb			5.69	(b) 5.06	(b)	5.34	(c)	7.2	(d)
Lu						0.767	(c)		
Hf				0.18	(b)			5.2	(d)
Ta									
W ppb									
Re ppb									
Os ppb									
Ir ppb									
Pt ppb									
Au ppb									
Th ppm								0.75	(d)
U ppm								0.17	(d)
technique:									(d) 0.71 (b)
									(d) 0.198 (b)

Table 1b. Chemical composition of 12022.

<i>reference weight</i>	Baedecker71	Snyder97	Neal2001	
SiO2 %		43.2		
TiO2		5.16		
Al2O3		9.04		
FeO		21.44		
MnO		0.25		
MgO		10.43		
CaO		9.56		
Na2O		0.47		
K2O		0.07		
P2O5		0.13		
S %				
<i>sum</i>				
Sc ppm			59.6	(f)
V			156	(f)
Cr		3300	(f) 3004	(f)
Co		52.6	(f)	
Ni		47.4	(f) 29.1	(f)
Cu		17.6	(f) 15.7	(f)
Zn	2	(e) 11.5	(f) 11.3	(f)
Ga	3.9	(e) 4.24	(f) 3.64	(f)
Ge ppb				
As				
Se				
Rb		0.841	(f) 0.78	(f)
Sr		142.5	(f) 147.5	(f)
Y		64.2	(f) 51	(f)
Zr		160.1	(f) 122	(f)
Nb		7.04	(f) 6	(f)
Mo			0.11	(f)
Ru				
Rh				
Pd ppb				
Ag ppb		105	(f)	
Cd ppb	6.4	(e)		
In ppb	1.6	(e)		
Sn ppb				
Sb ppb				
Te ppb				
Cs ppm		0.058	(f) 0.03	(f)
Ba		58.4	(f) 57	(f)
La		6.5	(f) 5.59	(f)
Ce		17.9	(f) 16.9	(f)
Pr		3.35	(f) 2.93	(f)
Nd		19.2	(f) 15.3	(f)
Sm		6.58	(f) 5.63	(f)
Eu		1.45	(f) 1.3	(f)
Gd		7.94	(f) 8.74	(f)
Tb		1.66	(f) 1.48	(f)
Dy		10.39	(f) 10.2	(f)
Ho		2.1	(f) 2.09	(f)
Er		5.81	(f) 6.13	(f)
Tm		0.82	(f) 0.84	(f)
Yb		5.36	(f) 5.51	(f)
Lu		0.78	(f) 0.77	(f)
Hf			4.25	(f)
Ta		0.381	(f) 0.39	(f)
W ppb			160	(f)
Re ppb				
Os ppb				
Ir ppb	0.09	(e)		
Pt ppb				
Au ppb				
Th ppm		0.987	(f) 0.63	(f)
U ppm		0.28	(f) 0.19	(f)

technique: (e) RNAA, (f) ICP-MS

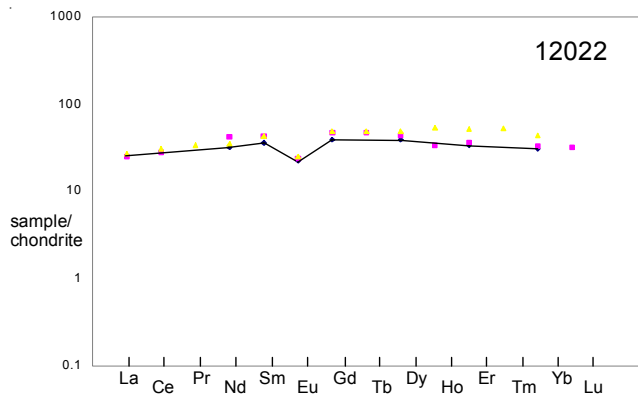


Figure 6: Comparison of rare-earth-element composition of 12022 by neutron activation analysis (Haskin et al. 1971) and spark-source mass spectroscopy (Taylor et al. 1971) with isotope dilution mass spectroscopy (line, Hubbard and Gast 1971, Wiesman et al. 1975).

Helsley (1971) found that 12022 has significant magnetic remanance and Chung et al. (1971) determined the dielectric properties.

Gibson and Hubbard (1972) experimentally studied the volatile depletion for 12022.

Processing

A thick slab (B ,14) was cut from the middle of 12022 with a circular saw (figure 9) and a column (,17) was cut from the slab with a wire saw (figure 12). End piece (A ,13) was also subdivided with a wire saw (figure 10). A large piece of 12022 is on public display in Wales, England (figure 13).

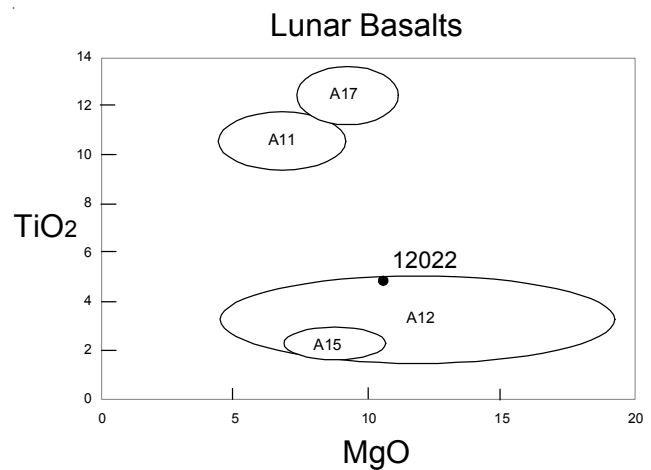


Figure 7: Composition of 12022 compared with that of other lunar basalts.

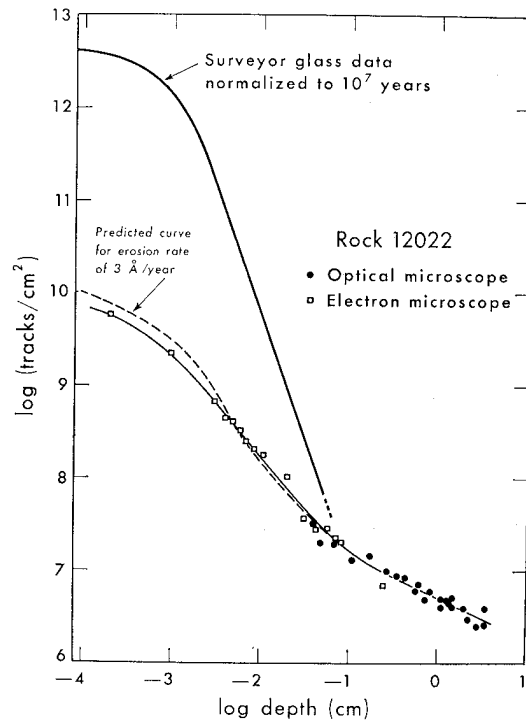
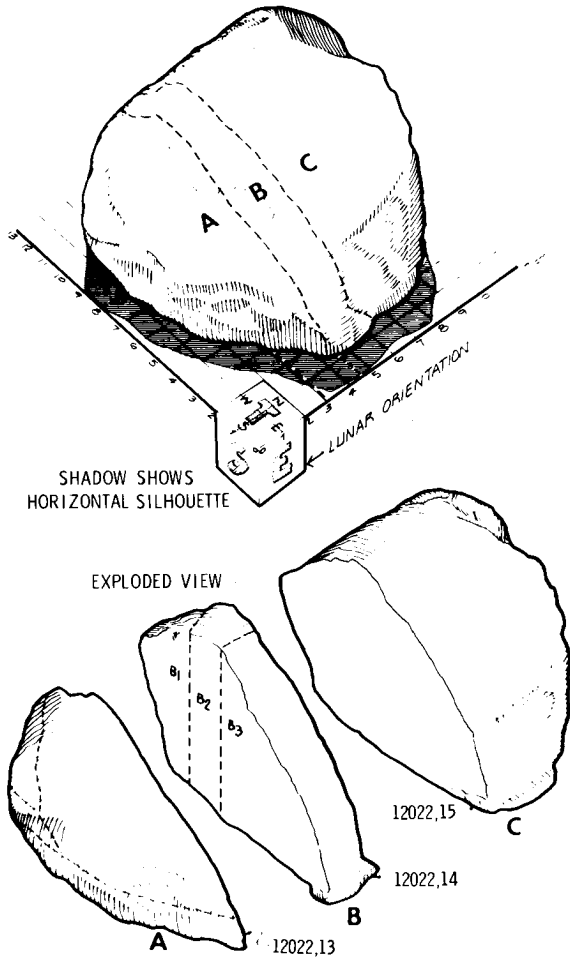


Figure 8: Track density as function of depth in 12022 (from Barber et al. 1971).

List of Photo #s for 12022

S69-64083	color mug
S69-64108	color mug
S70-16784 – 785	TS color
S70-20956	TS color
S70-49560 – 561	
S70-49455 – 460	TS color
S74-24900 – 902	display
S79-27121 – 122	TS color

THE CUTTING OF LUNAR ROCK NO. 12022
DRAWING COMPLETED MAY 13, 1970



THE CUTTING OF SLICE 'A' NO. 12022,13
DRAWING COMPLETED MAY 29, 1970

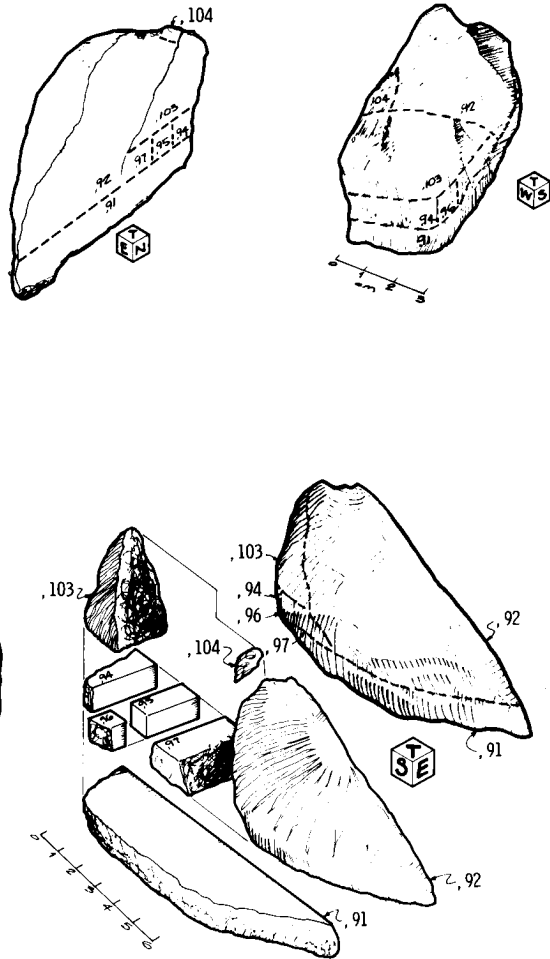


Figure 9: Group photo of 12022,0 after 1.5 mm slab was cut.



Figure 10: Group photo of 12022,13. Scale is in mm.

THE CUTTING AND CHIPPING
OF SLICE 'B' NO. 12022,14
DRAWING COMPLETED MAY 25, 1970


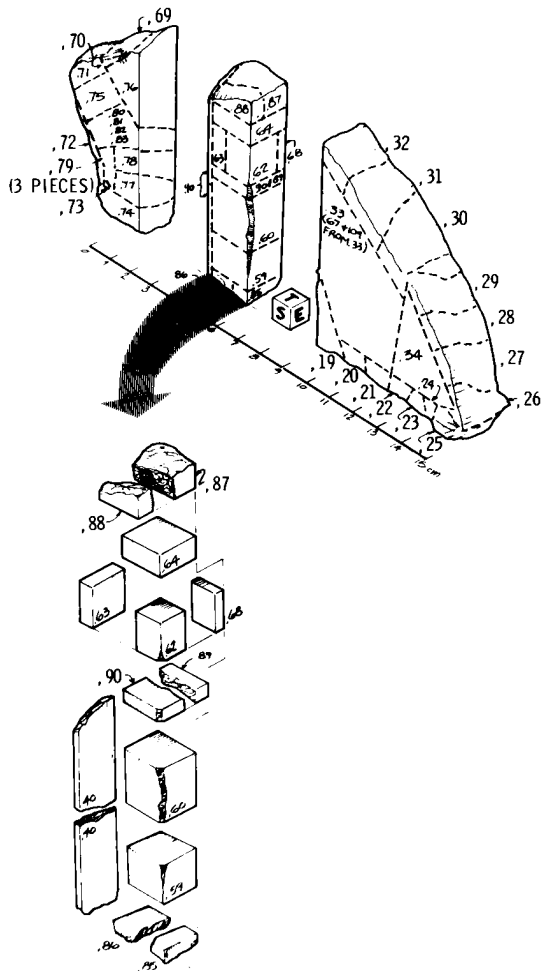


Figure 11: End piece of slab 12022, 14.





Figure 12: Column (12022,17) cut from slab (12022,14). Scale in mm.






Figure 13: Display case for 12022,92. NASA S74-24901.

References for 12022

Alexander E.C., Davis P.K. and Reynolds J.H. (1972) Rare-gas analysis on neutron irradiated Apollo 12 samples. *Proc. 3rd Lunar Sci. Conf.* 1787-1795.

Baedecker P.A., Schaudy R., Elzie J.L., Kimberlin J., and Wasson J.T. (1971) Trace element studies of rocks and soils from Oceanus Procellarum and Mare Tranquilitatis. *Proc. 2nd Lunar Sci. Conf.* 1037-1061.

Barber D.j., Cowisik R., Hutcheon I.D., Price P.B. and Rajan R.S. (1971) Solar flares, the lunar surface and gas-rich meteorites. *Proc. Second Lunar Sci. Conf.* 2705-2714.

Bence A.E., Papike J.J. and Prewitt C.T. (1970) Apollo 12 clinopyroxene chemical trends. *Earth Planet. Sci. Lett.* **8**, 393-399.

Bence A.E., Papike J.J. and Lindsley D.H. (1971a) Crystallization histories of clinopyroxenes in two porphyritic rocks from Oceanus Procellarum. *Proc. 2nd Lunar Sci. Conf.* 559-574.

Bence A.E. and Papike J.J. (1972) Pyroxenes as recorders of lunar basalt petrogenesis: Chemical trends due to crystal-liquid interaction. *Proc. 3rd Lunar Sci. Conf.* 431-469.

- Bogard D.D., Funkhouser J.G., Schaeffer O.A. and Zahringer J. (1971) Noble gas abundances in lunar material-cosmic ray spallation products and radiation ages from the Sea of Tranquillity and the Ocean of Storms. *J. Geophys. Res.* **76**, 2757-2779.
- Brett R., Butler P., Meyer C., Reid A.M., Takeda H. and Williams R. (1971) Apollo 12 igneous rocks 12004, 12008, 12009 and 12022: A mineralogical and petrological study. *Proc. 2nd Lunar Sci. Conf.* 301-317.
- Butler P. (1972b) Compositional characteristics of olivines from Apollo 12 samples. *Geochim. Cosmochim. Acta* **36**, 773-785.
- Chung D.H., Westphal W.B. and Simmons G. (1971) Dielectric behavior of lunar samples: Electromagnetic probing of the lunar interior. *Proc. 2nd Lunar Sci. Conf.* 2381-2390.
- Engel A.E.J., Engel C.G., Sutton A.L. and Myers A.T. (1971) Composition of five Apollo 11 and Apollo 12 rocks and one Apollo 11 soil and some petrogenetic considerations. *Proc. 2nd Lunar Sci. Conf.* 439-448.
- Gibson E.K. and Hubbard N.J. (1972d) Thermal volatilization studies on lunar samples. *Proc. 3rd Lunar Sci. Conf.* 2003-2014.
- Haskin L.A., Helmke P.A., Allen R.O., Anderson M.R., Korotev R.L. and Zweifel K.A. (1971) Rare-earth elements in Apollo 12 lunar materials. *Proc. 2nd Lunar Sci. Conf.* 1307-1317.
- Helsley C.E. (1971) Evidence for an ancient lunar magnetic field. *Proc. Second Lunar Sci. Conf.* 2485-2490.
- Hörz F. and Hartung J.B. (1971c) The lunar-surface orientation of some Apollo 12 rocks. *Proc. 2nd Lunar Planet. Sci.* 2629-2638.
- Hubbard N.J. and Gast P.W. (1971) Chemical composition and origin of nonmare lunar basalts. *Proc. 2nd Lunar Sci. Conf.* 999-1020.
- James O.B. and Wright T.L. (1972) Apollo 11 and 12 mare basalts and gabbros: Classification, compositional variations and possible petrogenetic relations. *Geol. Soc. Am. Bull.* **83**, 2357-2382.
- Kaplan I.R. and Petrowski C. (1971) Carbon and sulfur isotope studies on Apollo 12 lunar samples. *Proc. 2nd Lunar Sci. Conf.* 1397-1406.
- Kushiro I. and Haramura H. (1971) Major element variation and possible source materials of Apollo 12 crystalline rocks. *Science* **171**, 1235-1237.
- Kushiro I., Nakamura Y., Kitayama K. and Akimoto S-I. (1971) Petrology of some Apollo 12 crystalline rocks. *Proc. 2nd Lunar Sci. Conf.* 481-495.
- LSPET (1970) Preliminary examination of lunar samples from Apollo 12. *Science* **167**, 1325-1339.
- McGee P.E., Warner J.L. and Simonds C.H. (1977) Introduction to the Apollo Collections. Part I: Lunar Igneous Rocks. Curators Office, JSC.
- Moore C.B., Lewis C.F., Larimer J.W., Delles F.M., Gooley R.C., Nichiporuk W. and Gibson E.K. (1971) Total carbon and nitrogen abundances in Apollo 12 lunar samples. *Proc. 2nd Lunar Sci. Conf.* 1343-1350.
- Murthy V.R., Evensen N.M., Jahn B.-M. and Coscio M.R. (1971) Rb-Sr ages and elemental abundances of K, Rb, Sr and Ba in samples from the Ocean of Storms. *Geochim. Cosmochim. Acta* **35**, 1139-1153.
- Neal C.R. (2001) Interior of the moon: The presence of garnet in the primitive deep lunar mantle. *J. Geophys. Res.* **106**, 27865-27885.
- Neal C.R., Hacker M.D., Snyder G.A., Taylor L.A., Liu Y.-G. and Schmitt R.A. (1994a) Basalt generation at the Apollo 12 site, Part 1: New data, classification and re-evaluation. *Meteoritics* **29**, 334-348.
- Neal C.R., Hacker M.D., Snyder G.A., Taylor L.A., Liu Y.-G. and Schmitt R.A. (1994b) Basalt generation at the Apollo 12 site, Part 2: Source heterogeneity, multiple melts and crustal contamination. *Meteoritics* **29**, 349-361.
- Papike J.J., Hodges F.N., Bence A.E., Cameron M. and Rhodes J.M. (1976) Mare basalts: Crystal chemistry, mineralogy and petrology. *Rev. Geophys. Space Phys.* **14**, 475-540.

Rees C.E. and Thode H.G. (1972) Sulphur concentrations and isotope ratios in lunar samples. *Proc. 3rd Lunar Sci. Conf.* 1479-1485.

Snyder G.A., Neal C.R., Taylor L.A. and Halliday A.N. (1997a) Anataxis of lunar cumulate mantle in time and space: Clues from trace-element, strontium and neodymium isotopic chemistry of parental Apollo 12 basalts. *Geochim. Cosmochim. Acta* **61**, 2731-2747.

Tatsumoto M., Knight R.J. and Doe B.R. (1971) U-Th-Pb systematic of Apollo lunar samples. *Proc. 2nd Lunar Sci. Conf.* 1521-1546.

Taylor S.R., Rudowski R., Muir P., Graham A. and Kaye M. (1971b) Trace element chemistry of lunar samples from the Ocean of Storms. *Proc. 2nd Lunar Sci. Conf.* 1083-1099.

Unruh D.M., Stille P., Patchett P.J. and Tatsumoto M. (1984) Lu-Hf and Sm-Nd evolution in lunar mare basalts. *Proc. 14th Lunar Planet. Sci. Conf.* in *J. Geophys. Res.* **88**, B459-B477.

Weill D.F., Grieve R.A., McCallum I.S. and Bottinga Y. (1971) Mineralogy-petrology of lunar samples. Microprobe studies of samples 12021 and 12022; viscosity of melts of selected lunar compositions. *Proc. Second Lunar Sci. Conf.* 413-430.

Wiesmann H. and Hubbard N.J. (1975) A compilation of the Lunar Sample Data Generated by the Gast, Nyquist and Hubbard Lunar Sample PI-Ships. Unpublished. JSC