

15256
Basaltic Breccia
201 grams



Figure 1: Photo of 15256. NASA S71-44501. Sample is 7 cm across.

Introduction

15256 is a rare type of lunar breccia, made up of mostly mare basalt fragments, that are welded together. It was collected at station 6, on the bottom slope of the Apennine bench, above Spur Crater (Swann et al. 1971). This is well above the mare surface, and the sample must have been ejected from a crater into the mare below. However the origin and history of 15256 is somewhat mysterious (Ryder 1985).

15256 is rounded, aphanitic, coherent and covered with micrometeorite craters on most sides (figure 1). It is made up of fragments of olivine-normative basalt and lacks fragments of pyroxene basalt (the other main variety of Apollo 15 basalt). The sample lacks a signature of meteoritic siderophiles and was not a soil. This rock has not been dated.

Petrography

von Engelhardt et al. (1973) described 15256 as “a breccia, composed of several mare type basaltic rocks, which was exposed for a short time to high temperatures so that the original matrix recrystallized and boundaries of rock clasts became less distinct.” There is a very nice picture of a thin section of 15256 in Mason et al. (1972) which illustrates the description by von Engelhardt, but the texture of this assemblage can also be seen in figure 2. Mason et al. state: “rock

15256 is a texturally heterogeneous, shock-altered rock, probably ejected to the Apennine Front from a mare impact site. Some clasts possess a well-developed vitrophyric texture containing phenocrysts or microlites of olivine (Fo₆₅₋₅₀) and less commonly of pyroxene.” Dark areas of devitrified glass may be impact related.

Ryder (1985, 1989) also described 15256 as a “shock-produced, fine-grained, heterogeneous but clast-free melt of olivine-normative basalt composition.” Ryder noted that glass is present and von Engelhardt et al. described narrow fissures filled with yellow vesicular glass.

Mineralogy

Olivine: Mason et al. (1972) reported large clasts of olivine (Fo₆₅).

Pyroxene: not reported

Mineralogical Mode for 15256

	Sample Catalog Butler 1971
Olivine	
Pyroxene	35
Plagioclase	60
Silica	
Opaques	2

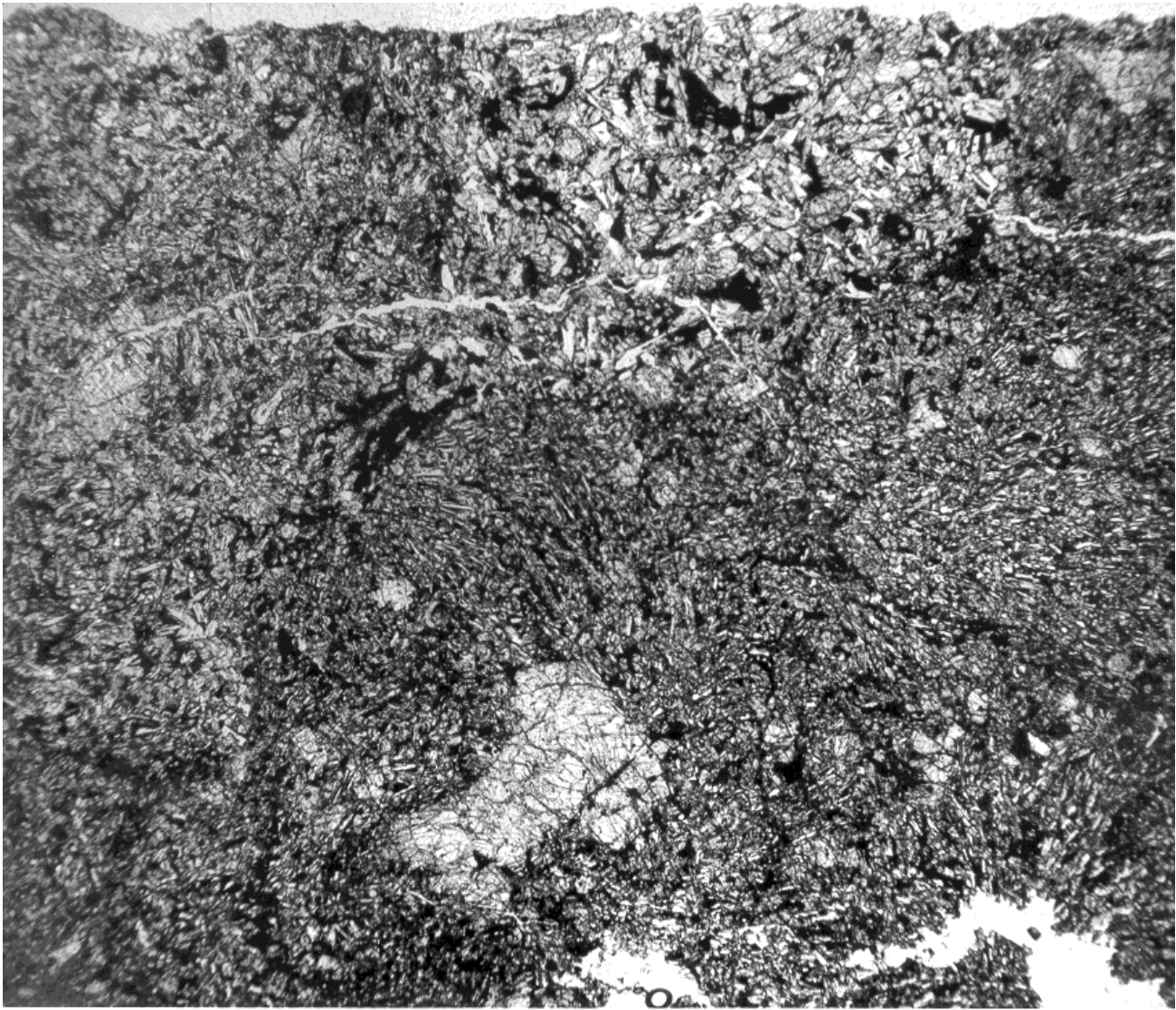


Figure 2: Photomicrograph of thin section of 15256 showing a variety of textures. NASA S71-52226.

Chemistry

von Engelhardt et al. (1973) give an analysis of 15256. Additional analyses are given in table 1 and figures 4 and 5. It has a composition typical of Apollo 15 olivine-normative basalt (figure 6).

15256 is enriched in some volatile elements (Cd, In, Br and Te), but not others (Zn, Pb). It lacks meteoritic siderophiles (Ni, Re, Ir and Au).

Radiogenic age dating

Nyquist et al. (1973) determined the isotopic composition of Sr.

Cosmogenic isotopes and exposure ages

Keith et al. (1972) determined the cosmic-ray-induced activity of $^{26}\text{Al} = 97$ dpm/kg, $^{22}\text{Na} = 37$ dpm/kg, $^{54}\text{Mn} = 25$ dpm/kg, $^{56}\text{Co} = 6$ dpm/kg and $^{46}\text{Sc} = 3.6$ dpm/kg.

Processing

15256 has been broken (figure 3) and thin sections from several regions prepared.



Figure 3: Photo of a portion of 15256,27 showing a melange of rocks. NASA S75-33761. Scale at bottom is marked in cm/mm.

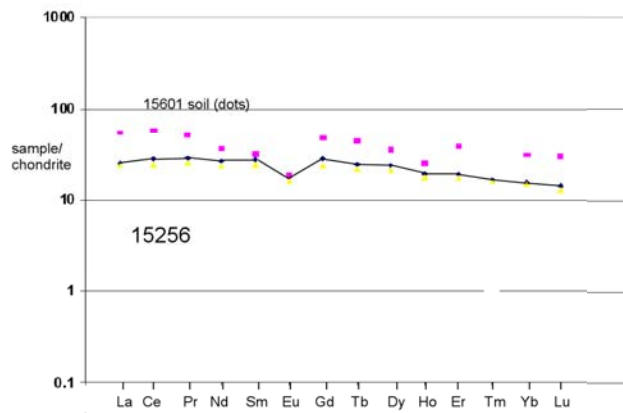


Figure 4: Normalized rare-earth-element diagram for 15256.

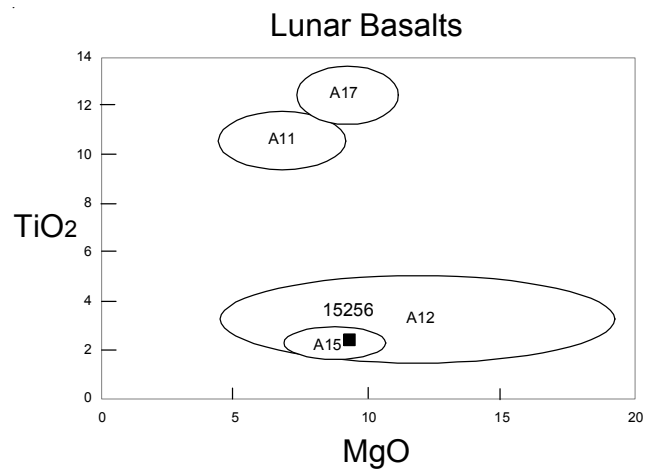


Figure 5: Chemical composition of 15256 compared with that of other lunar basalts.

Table 1. Chemical composition of 15256.

reference weight	Rhodes and Hubbard 1973 Hubbard73	Mason72 0.5 g	Mason72	Ryder2001 3.73 g	Ganapathy73 Morgan72	Keith72 whole	Neal2001
SiO2 %	44.93	45.12 (b)	45.32 (d)	44.9 (b)			
TiO2	2.54	2.51 (b)	2.54 (d)	2.46 (b)			
Al2O3	8.89	8.95 (b)	9.2 (d)	8.97 (b)			
FeO	22.21	22.52 (b)	22.51 (d)	21.85 (b) 22 (e)			
MnO	0.29	0.32 (b)	0.35 (d)	0.28 (b)			
MgO	9.08	9.32 (b)	9.45 (d)	9.82 (b)			
CaO	10.27	10.14 (b)	10.17 (d)	9.87 (b)			
Na2O	0.28	0.25 (b)	0.3 (d)	0.274 (b) 0.267 (e)			
K2O	0.038 (a) 0.03	0.04 (b) 0.12 (d)		0.045 (b)		0.036 (g)	
P2O5	0.06	0.07 (b)	0.07 (d)	0.067 (b)			
S %	0.08	0.07 (b)					
sum							
Sc ppm				43.2 (e)			47 (h)
V			135 (c)				258 (h)
Cr		2121 (d)	4200 (c) 4076 (b)	4030 (e)			4082 (h)
Co			46 (c)	51.2 (e) 46 (f)			59 (h)
Ni			60 (c) 59 (b)	83 (e)			68 (h)
Cu			11 (c) 7 (b)				17 (h)
Zn					0.92 (f)		21 (h)
Ga			4 (c)				4.2 (h)
Ge ppb					3.8 (f)		
As							
Se					119 (f)		
Rb	0.68 (a)			2 (b)	0.67 (f)		1.06 (h)
Sr	100 (a)		88 (c) 98 (b)	86 (e)			115 (h)
Y			48 (c) 27 (b)				33 (h)
Zr			100 (c) 90 (b)				115 (h)
Nb				5 (b)			8 (h)
Mo							0.32 (h)
Ru							
Rh							
Pd ppb							
Ag ppb					0.78 (f)		
Cd ppb					104 (f)		
In ppb					6.8 (f)		
Sn ppb							
Sb ppb					0.43 (f)		
Te ppb					2 (f)		
Cs ppm					0.032 (f)		0.03 (h)
Ba	49.9 (a)		41 (c)	63 (e)			67 (h)
La	4.82 (a)			5.43 (e)			6.41 (h)
Ce	14.5 (a)			15.4 (e)			15.8 (h)
Pr							2.38 (h)
Nd	10.5 (a)			11.5 (e)			11.2 (h)
Sm	3.43 (a)			3.78 (e)			3.8 (h)
Eu	0.893 (a)			0.9 (e)			0.94 (h)
Gd	4.65 (a)						4.87 (h)
Tb				0.82 (e)			0.86 (h)
Dy	4.98 (a)						5.4 (h)
Ho							1.05 (h)
Er	2.75 (a)						2.97 (h)
Tm							0.4 (h)
Yb	2.25 (a)			2.37 (e)			1.52 (h)
Lu	0.33 (a)			0.33 (e)			0.3 (h)
Hf				2.74 (e)			2.7 (h)
Ta				0.43 (e)			0.47 (h)
W ppb							30 (h)
Re ppb					0.0049 (f)		
Os ppb							
Ir ppb					0.022 (f)		
Pt ppb							
Au ppb					0.019 (f)		
Th ppm				0.56 (e)		0.42 (g)	0.36 (h)
U ppm	0.139 (a)					0.139 (g)	0.1 (h)

technique: (a) IDMS, (b) XRF, (c) ES, (d) classical wet chem., (e) INAA, (f) RNAA, (g) radiation counting, (h) ICP-MS

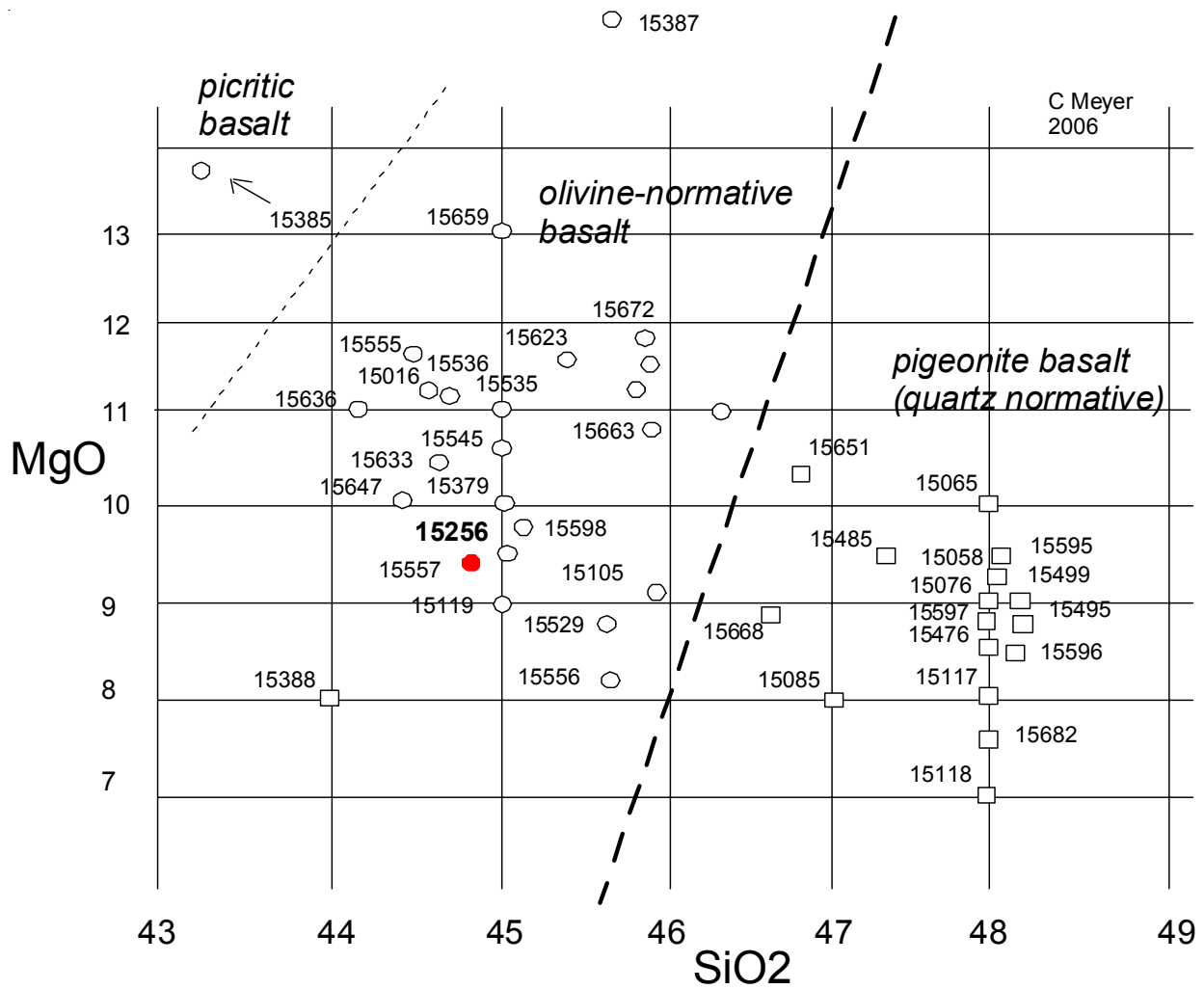
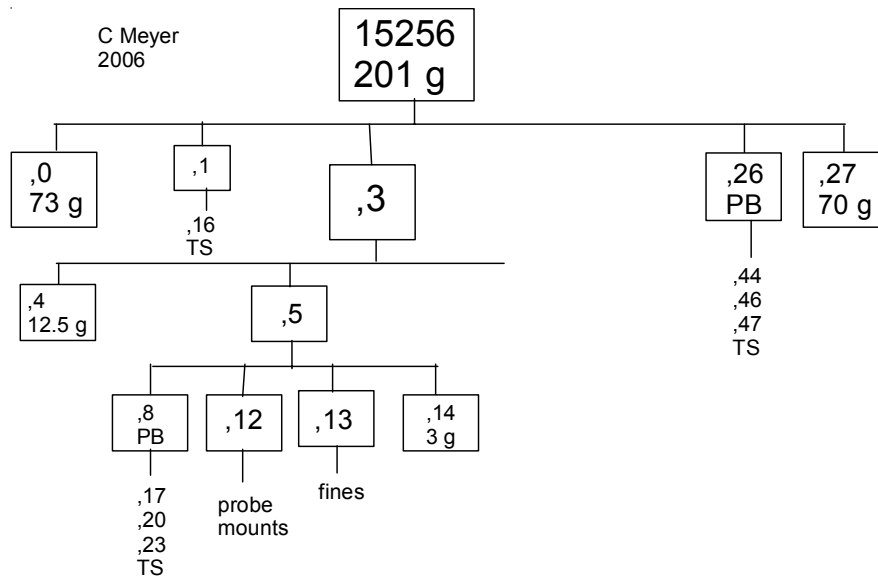


Figure 6: Apollo 15 basalts are of two types; olivine-normative and pigeonite-phyric. 15256 appears to be a breccia from the olivine normative type.

References for 15256

Butler P. (1971) Lunar Sample Catalog, Apollo 15. Curators' Office, MSC 03209

Church S.E., Bansal B.M. and Wiesmann H. (1972) The distribution of K, Ti, Zr, U, and Hf in Apollo 14 and 15 materials. In **The Apollo 15 Lunar Samples**, 210-213.

Dowty E., Prinz M. and Keil K. (1973b) Composition, mineralogy, and petrology of 28 mare basalts from Apollo 15 rake samples. *Proc. 4th Lunar Sci. Conf.* 423-444.

von Engelhardt W., Arndt J. and Schneider H. (1973) Apollo 15: Evolution of the regolith and origin of glasses. *Proc. 4th Lunar Sci. Conf.* 239-249.

Ganapathy R., Morgan J.W., Krahenbuhl U. and Anders E. (1973) Ancient meteoritic components in lunar highland rocks: Clues from trace elements in Apollo 15 and 16 samples. *Proc. 4th Lunar Sci. Conf.* 1239-1261.

Hubbard N.J., Rhodes J.M., Gast P.W., Bansal B.M., Shih C.-Y., Wiesmann H. and Nyquist L.E. (1973b) Lunar rock types: The role of plagioclase in non-mare and highland rock types. *Proc. 4th Lunar Sci. Conf.* 1297-1312.

Hughes S.S. and Schmitt R.A. (1985) Zr-Hf-Ta fractionation during lunar evolution. *Proc. 16th Lunar Planet. Sci. Conf.* D31 in *J. Geophys. Res.* **90**.

Keith J.E., Clark R.S. and Richardson K.A. (1972) Gamma-ray measurements of Apollo 12, 14 and 15 lunar samples. *Proc. 3rd Lunar Sci. Conf.* 1671-1680.

Lofgren G.E., Donaldson C.H. and Usselman T.M. (1975) Geology, petrology and crystallization of Apollo 15 quartz-normative basalts. *Proc. 6th Lunar Sci. Conf.* 79-99.

LSPET (1972a) The Apollo 15 lunar samples: A preliminary description. *Science* **175**, 363-375.

LSPET (1972b) Preliminary examination of lunar samples. Apollo 15 Preliminary Science Report. NASA SP-289, 6-1—6-28.

Mason B., Jarosewich E., Melson W.G. and Thompson G. (1972) Mineralogy, petrology, and chemical composition of lunar samples 15085, 15256, 15271, 15471, 15475, 15476, 15535, 15555 and 15556. *Proc. 3rd Lunar Sci. Conf.* 785-796.

Morgan J.W., Krahenbuhl U., Ganapathy R. and Anders E. (1972a) Trace elements in Apollo 15 samples: Implications for meteorite influx and volatile depletion on the moon. *Proc. 3rd Lunar Sci. Conf.* 1361-1376.

Neal C.R. (2001) Interior of the moon: The presence of garnet in the primitive deep lunar mantle. *J. Geophys. Res.* **106**, 27865-27885.

Nyquist L.E., Hubbard N.J., Gast P.W., Bansal B.M., Wiesmann H. and Jahn B.-M. (1973) Rb-Sr systematics for chemically defined Apollo 15 and 16 materials. *Proc. 4th Lunar Sci. Conf.* 1823-1846.

Rhodes J.M. and Hubbard N.J. (1973) Chemistry, classification, and petrogenesis of Apollo 15 mare basalts. *Proc. 4th Lunar Sci. Conf.* 1127-1148.

Ryder G. (1985) Catalog of Apollo 15 Rocks (three volumes). Curatorial Branch Pub. # 72, JSC#20787

Ryder G. (1989) Mare basalts on the Apennine Front and the mare stratigraphy of the Apollo 15 landing site. *Proc. 19th Lunar Planet. Sci. Conf.* 43-50.

Ryder G. and Schuraytz B.C. (2001) Chemical variations of the large Apollo 15 olivine-normative mare basalt rock samples. *J. Geophys. Res.* **106**, E1, 1435-1451.

Snyder G.A., Borg L.E., Taylor L.A., Nyquist L.E. and Halliday A.N. (1998) Volcanism in the Hadley-Apennine region of the Moon: Geochronology, Nd-Sr isotopic systematics and depths of melting (abs#1141). *Lunar Planet. Sci.* **XXIX**, Lunar Planetary Institute, Houston.

Swann G.A., Hait M.H., Schaber G.C., Freeman V.L., Ulrich G.E., Wolfe E.W., Reed V.S. and Sutton R.L. (1971b) Preliminary description of Apollo 15 sample environments. U.S.G.S. Interagency report: 36. pp219 with maps

Swann G.A., Bailey N.G., Batson R.M., Freeman V.L., Hait M.H., Head J.W., Holt H.E., Howard K.A., Irwin J.B., Larson K.B., Muehlberger W.R., Reed V.S., Rennilson J.J., Schaber G.G., Scott D.R., Silver L.T., Sutton R.L., Ulrich G.E., Wilshire H.G. and Wolfe E.W. (1972) 5. Preliminary Geologic Investigation of the Apollo 15 landing site. In Apollo 15 Preliminary Science Rpt. NASA SP-289. pages 5-1-112.

Wiesmann H. and Hubbard N.J. (1975) A compilation of the Lunar Sample Data Generated by the Gast, Nyquist and Hubbard Lunar Sample PI-Ships. Unpublished. JSC

Wolf R., Woodrow A. and Anders E. (1979) Lunar basalts and pristine highland rocks: Comparison of siderophile and volatile elements. *Proc. 10th Lunar Planet. Sci. Conf.* 2107-2130.