

15301
Soil
1244.1 grams

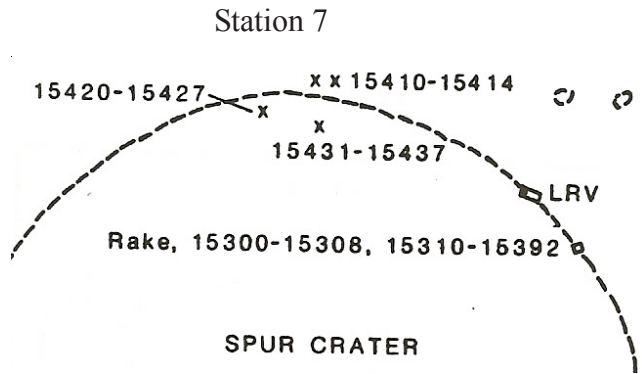
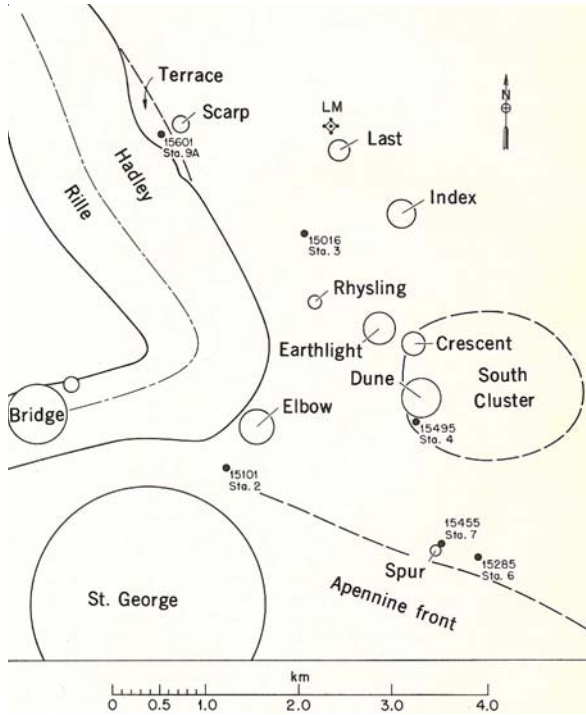


Figure 1: Soil sample 15301 was collected from the rim of Spur Crater at station 7 on the Apennine Front.

Introduction

15301 was part of a comprehensive sample collected at Spur Crater including rake sample 15310 and soils 15410, 15420 and pedestal 15431 (figure 1). The rim of Spur Crater had a significant number of small rock on the surface. This is the location of the Apollo 15 “green glass” and 15301 contained many beads of this interesting lunar material.

Petrography

15301 is a submature soil with $I_s/FeO = 48$ (Morris 1978) and with agglutinate content $\sim 41\%$ (Basu et al. 1981). The average grain size is 65 microns and the grain size distribution is normal for a soil (figure 5).

The coarse fines (4-10 mm) were cataloged by Powell (1972) and partially studied by Ryder and Sherman (1989), Laul et al. (1987) and Simon et al. (1981).

Schonfeld and Meyer (1972), Wanke et al. (1973) and Walker and Papike (1981) calculated mixing models

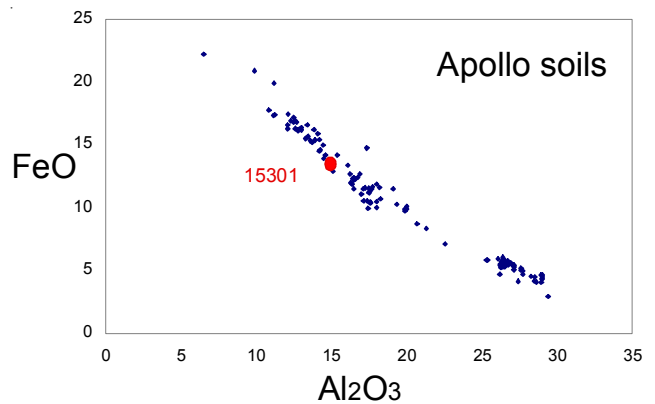


Figure 2: Composition of 15301 compared with all other Apollo soils.

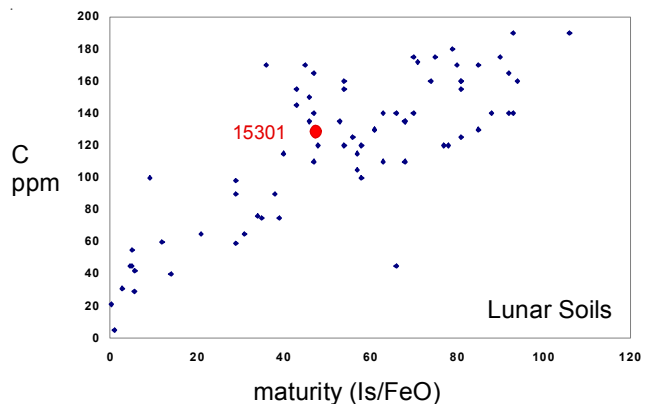


Figure 3: Carbon content and maturity index for 15301 compared with other lunar soils.

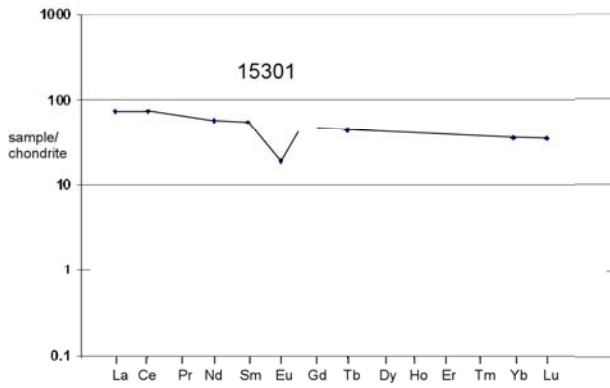


Figure 4a: Normalized rare-earth-element diagram for 15301 (Korotev 1987).

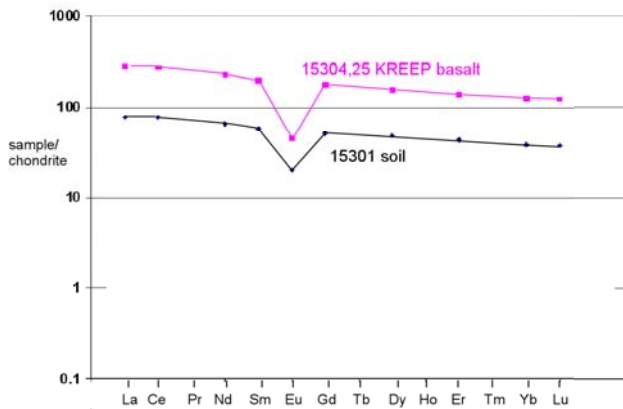


Figure 4b: Normalized rare-earth-element diagram for 15301 and 15304,25 (Wiesmann and Hubbard 1976).

based on chemical composition of supposed components.

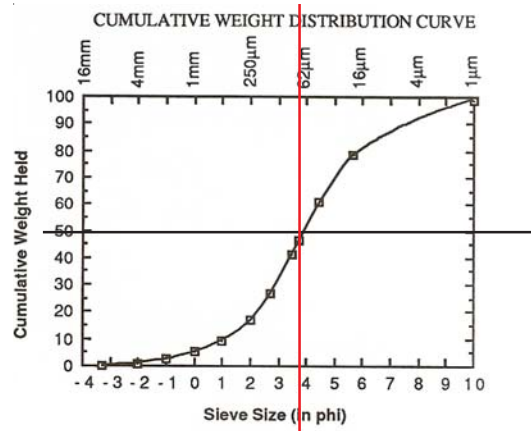
KREEP basalt

Simon et al. (1987) and Hubbard et al. (1972) determined the chemical composition of KREEP basalt particles found in the coarse fines (table 2).

Modal content of soils 15301.

From Basu et al. 1981

Agglutinates	25.9 %
Mare Basalt	2.2
KREEP basalt	2
Breccia	9.1
Anorthosite	0.5
Norite	
Gabbro	0.2
Plagioclase	7
Pyroxene	7.9
Olivine	1.8
Ilmenite	0.1
Glass other	25.9



Average grain size = ~65 microns

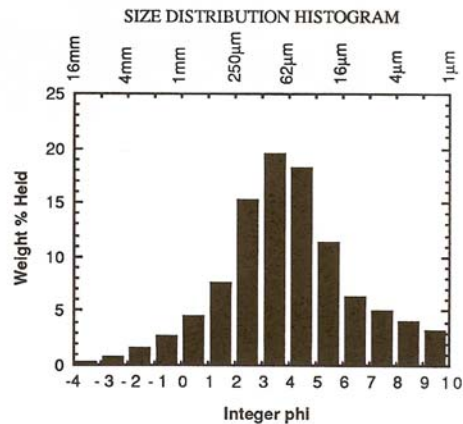


Figure 5: Grain size analysis of 15300 (Graf 1993).

Green Glass

Best and Minkin (1972), Ridley (1973), Meyer et al. (1975), Hughes et al. (1990), Steele and Steele et al. (1992) and numerous others have studied the beautiful green glass beads found in 15301 and adjacent samples.

Chemistry

There are many analyses of the chemical composition of 15301 (some are repeated here in table 1). This highland soil has a relatively high Mg and Fe content because of the added green glass component (table 3, figure 1). The REE pattern is explained by the added KREEP basalt component (figure 4 a and b).

Moore et al. (1973) reported 155 and 110 ppm C in two splits of 15301. Holland et al. (1972) reported 160 ppm carbon (figure 3). However, DesMarais et al. (1973) reported only 69 ppm.

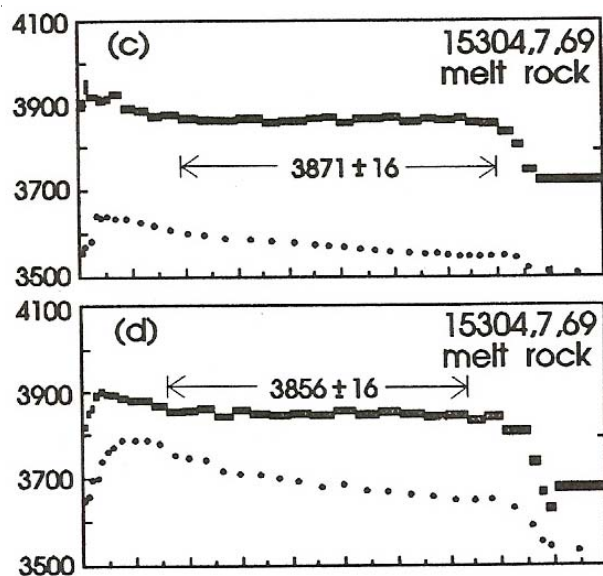


Figure 6: Ar/Ar plateau diagrams for impact melt rock from 15304,7 (Dalrymple and Ryder 1993).

Summary of Age Data for 15304

	Ar/Ar
Dalrymple and Ryder 1991	3879 ± 16 m.y.
	3856 ± 16 m.y.

Walker and Papike (1981) calculated that 15301 was 29 % mare basalt, 14 – 20 % KREEP, 24 – 28 % green glass.

Radiogenic age dating

Nyquist et al. (1973), Tatsumoto et al. (1972) and Barnes et al. (1973) reported isotopic ratios for Sr, Pb, etc.

Dalrymple and Ryder (1991, 1993) determined the age of an impact melt rock found in the coarse-fines using the Ar/Ar dating technique (figure 6), concluding that this was the age of Imbrium!

Other Studies

Phakey et al. (1972) and Bhandari et al. (1973) studied solar flare and cosmic ray tracks.

Jordan et al. (1974), Frick et al. (1973), Kirsten et al. (1972) and Bogard and Nyquist (1973) determined the concentration and isotopic ratio of the rare gasses in 15301.

Cadenhead and others (1977) reported measurements of surface area and porosity of 15301. Housley and Grant (1976 and 1977) studied the surfaces by ESCA.

Processing

15300 was returned in sample collection bag 3 placed in ALSRC#2 (which did not seal).

Table 1. Chemical composition of 15301.

reference weight	Korotev 87		Baedecker73	Taylor73	Weisman76 Garg76 (a)	Duncan75	Keith72 557 g	Janghorbani73 Barnes73 (d)	Juan72
SiO2 %						46.12 (e)		47.5 (a)	46.65
TiO2	1.17	1.18 (a)				1.18 (e)		0.87 (a)	1.37
Al2O3	14.5	14.7 (a)				14.67 (e)		15.2 (a)	14.7
FeO	13.9	13.8 (a)				13.83 (e)		14.4 (a)	14.5
MnO						0.18 (e)		0.18 (a)	0.188
MgO	12.1	12.2 (a)				12.2 (e)		11.3 (a)	11.08
CaO	9.7	9.7 (a)				10.71 (e)			10.44
Na2O	0.38	0.38 (a)				0.35 (e)		0.39 (a)	0.355
K2O					0.15 (d)	0.134 (e)	0.147 (f)		0.17
P2O5						0.158 (e)			
S %						0.07 (e)			
sum									
Sc ppm	26.4	26.1 (a)		17 (c)					
V				125 (c)		97 (e)			
Cr	2530	2560 (a)		3000 (c)		2566 (e)			
Co	54.7	49.6 (a)		56 (c)		51 (e)			64
Ni	253	236 (a)	250	(b) 197 (c)		234 (e)			236
Cu				4.7 (c)		4 (e)			3
Zn			31 (b)			29 (e)			40
Ga			4.6 (b)	4.4 (c)					
Ge ppb			370 (b)						
As									
Se									
Rb				3.2 (c)	4.03 (d)	4.2 (e)		3.843 (d)	2.4
Sr	110	110 (a)			115 (d)	110 (e)		112.9 (d)	233
Y				51 (c)		58.9 (e)			
Zr	260	260 (a)		251 (c)	230 (a)	268 (e)			
Nb				16.3 (c)		17.3 (e)			
Mo									
Ru									
Rh									
Pd ppb									
Ag ppb									
Cd ppb			59 (b)						26
In ppb			4.4 (b)						
Sn ppb									
Sb ppb									
Te ppb									
Cs ppm	0.15	0.2 (a)		0.19 (c)					
Ba	182	172 (a)		227 (c)	188 (d)	190 (e)			
La	17.3	17.6 (a)		17.9 (c)	18.3 (d)				
Ce	45	46 (a)		45 (c)	47.2 (d)				
Pr									
Nd	26	26 (a)		25.8 (c)	29.7 (d)				
Sm	8.07	8.29 (a)		8.25 (c)	8.37 (d)				
Eu	1.08	1.115 (a)		1.16 (c)	1.12 (d)				
Gd				9.4 (c)	10.1 (d)				
Tb	1.62	1.59 (a)		1.55 (c)					
Dy				10.4 (c)	11.8 (d)				
Ho				2.44 (c)					
Er				6.83 (c)	6.8 (d)				
Tm				1.1 (c)					
Yb	5.9	5.9 (a)		6.4 (c)	6.15 (d)				
Lu	0.86	0.86 (a)		1 (c)	0.908 (d)				
Hf	6.6	6.4 (a)		5.7 (c)	6 (a)				
Ta	0.81	0.81 (a)							
W ppb									
Re ppb									
Os ppb									
Ir ppb	4.6	5.6 (a)	6.6 (b)						
Pt ppb									
Au ppb	2.1	2.9 (a)	2 (b)						5
Th ppm	2.9	3.2 (a)		3.33 (c)			3.38 (f)	3.0375 (d)	
U ppm	0.82	0.6 (a)		0.93 (c)	0.88 (d)		0.8 (f)	0.8156 (d)	

technique: (a) INAA, (b) RNAA, (c) SSMS, (d) IDMS, (e) XRF, (f) radiation counting

Table 2. Composition of KREEP.

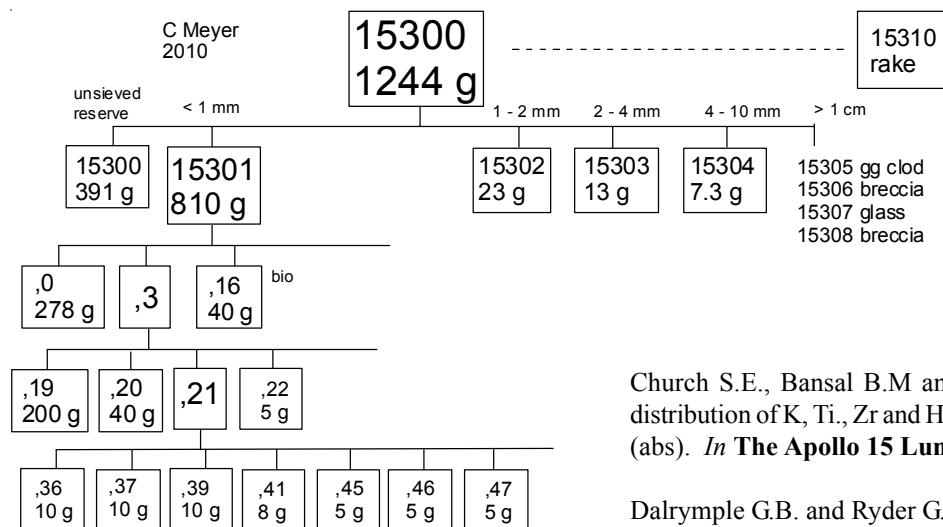
	15303,51	15304,25	15304,46	
<i>reference weight</i>	Simon87	Hubbard73	Simon87	
<i>SiO₂ %</i>	Wiesmann76			
TiO ₂	1.6	(a) 1.85	(b) 1.7	(a)
Al ₂ O ₃	15.7	(a) 15.6	(b) 15.1	(a)
FeO	9.2	(a) 10.3	(b) 10	(a)
MnO	0.126	(a)	0.136	(a)
MgO	10.2	(a) 8.49	(b) 9.2	(a)
CaO	9.3	(a) 9.94	(b) 9.3	(a)
Na ₂ O	0.7	(a) 0.71	(b) 0.74	(a)
K ₂ O	0.48	(a) 0.55	(b) 0.53	(a)
P ₂ O ₅				
S %				
<i>sum</i>				
Sc ppm	19	(a)	20.2	(a)
V	60	(a)	63	(a)
Cr	2326	(a) 2074	(b) 2326	(a)
Co	19.4	(a)	20	(a)
Ni	20	(a)	20	(a)
Cu				
Zn				
Ga				
Ge ppb				
As				
Se				
Rb		14	(b)	
Sr	180	(a) 183	(b) 210	(a)
Y				
Zr	860	(a) 976	(b) 800	(a)
Nb				
Mo				
Ru				
Rh				
Pd ppb				
Ag ppb				
Cd ppb				
In ppb				
Sn ppb				
Sb ppb				
Te ppb				
Cs ppm				
Ba	650	(a) 685	(b) 710	(a)
La	61	(a) 65.8	(b) 71	(a)
Ce	160	(a) 166	(b) 180	(a)
Pr				
Nd	95	(a) 103	(b) 105	(a)
Sm	26	(a) 29.1	(b) 29.5	(a)
Eu	2.5	(a) 2.53	(b) 2.75	(a)
Gd	33	(a) 34.3	(b) 39	(a)
Tb	5.5	(a)	6.27	(a)
Dy	33	(a) 37.4	(b) 37	(a)
Ho	6.9	(a)	8.5	(a)
Er		21.9	(b)	
Tm	2.7	(a)	3.1	(a)
Yb	18.5	(a) 20.2	(b) 20.5	(a)
Lu	2.65	(a)	3	(a)
Hf	20	(a) 22.9	(b) 22.4	(a)
Ta	2.4	(a)	2.8	(a)
W ppb				
Re ppb				
Os ppb				
Ir ppb				
Pt ppb				
Au ppb				
Th ppm	10.9	(a) 10.9	(b) 12.2	(a)
U ppm	2.9	(a) 3.14	(b) 3.3	(a)

technique: (a) INAA, (b) IDMS

Table 3. Composition of Green Glass.

<i>reference weight</i>	Wiesmann76	Taylor73	Reid72	
<i>SiO₂ %</i>		45.3	(b) 45.43	(c)
TiO ₂	0.43	0.48	(a) 0.4	(b) 0.42 (c)
Al ₂ O ₃			7.52	(b) 7.72 (c)
FeO			20	(b) 19.61 (c)
MnO			0.22	(b)
MgO	16.9		(a) 17.1	(b) 17.49 (c)
CaO	8.4		(a) 8.43	(b) 8.34 (c)
Na ₂ O	0.2	0.175	(a) 0.13	(b) 0.12 (c)
K ₂ O	0.018	0.017	(a) 0.06	(b) 0.01 (c)
P ₂ O ₅				
S %				
<i>sum</i>				
Sc ppm			30	(b)
V			160	(b)
Cr				
Co			72	(b)
Ni			185	(b)
Cu			6.8	(b)
Zn				
Ga			4.7	(b)
Ge ppb				
As				
Se				
Rb	0.253	0.329	(a) 0.41	(b)
Sr	18.6	27.8	(a)	
Y			9.5	(b)
Zr		21.5	(a) 28	(b)
Nb			2.1	(b)
Mo				
Ru				
Rh				
Pd ppb				
Ag ppb				
Cd ppb				
In ppb				
Sn ppb				
Sb ppb				
Te ppb				
Cs ppm				
Ba	15.9	15.6	(a) 20	(b)
La	0.8	1.24	(a) 1.42	(b)
Ce		3.74	(a) 3.9	(b)
Pr			0.51	(b)
Nd	2.65	2.5	(a) 2.1	(b)
Sm	0.866	0.818	(a) 0.8	(b)
Eu	0.27	0.246	(a) 0.26	(b)
Gd	1.44	1.2	(a) 0.99	(b)
Tb			0.16	(b)
Dy	1.61	1.52	(a) 1.1	(b)
Ho			0.28	(b)
Er	0.87	1.02	(a) 0.85	(b)
Tm			0.14	(b)
Yb	1.04	0.995	(a) 0.81	(b)
Lu	0.164	0.15	(a) 0.13	(b)
Hf		0.7	(a)	
Ta				
W ppb				
Re ppb				
Os ppb				
Ir ppb				
Pt ppb				
Au ppb				
Th ppm			0.21	(b)
U ppm	0.063	0.088	(a)	

technique: (a) IDMS, (b) SSMS, (c) e probe



Church S.E., Bansal B.M and Wiesmann H. (1972) The distribution of K, Ti., Zr and Hf in Apollo 14 and 15 materials (abs). *In The Apollo 15 Lunar Samples*, 210-213. LPI

Dalrymple G.B. and Ryder G. (1991) ⁴⁰Ar/³⁹Ar ages of six Apollo 15 impact melt rocks by laser step heating. *Geophys. Res. Lett.* **18**, 1163-1166.

Dalrymple G.B. and Ryder G. (1993) ⁴⁰Ar/³⁹Ar age spectra of Apollo 15 impact melt rocks by laser step-heating and their bearing on the history of lunar basin formation. *J. Geophys. Res.* **98**, 13,085-13,095.

Des Marais D.J., Hayes J.M. and Meinschein W.G. (1973a) The distribution in lunar soils of carbon released by pyrolysis. *Proc. 4th Lunar Sci. Conf.* 1543-1558.

Duncan A.R., Sher M.K., Abraham Y.C., Erlank A.J., Willis J.P. and Ahrens L. (1975) Interpretation of compositional variability of Apollo 15 soils. *Proc. 6th Lunar Sci. Conf.* 2309-2320.

Frick U., Bauer H., Funk H., Phinney D., Schafer C., Schultz L. and Signer P. (1973) Diffusion properties of light noble gases in lunar fines. *Proc. 4th Lunar Sci. Conf.* 1987-2002.

Garg A.N. and Ehmann W.N. (1976a) Zr-Hf fractionation in chemically defined lunar rock groups. *Proc. 7th Lunar Sci. Conf.* 3397-3410.

Graf J.C. (1993) Lunar Soils Grain Size Catalog. NASA Reference Pub. 1265, March 1993

Gibson E.K. and Moore G.W. (1973) Carbon and sulfur distributions and abundances in lunar fines. *Proc. 4th Lunar Sci. Conf.* 1577-1586.

Heiken G.H. (1974) A catalog of lunar soils. JSC Curator

Heiken G.H. (1975) Petrology of lunar soils. *Rev. Geophys. Space Phys.* **13**, 567-587.

Holland P.T., Simoneit B.R., Wszolek P.C. and Burlingame A.L. (1972a) Compounds of carbon and other volatiles

References for 15301

Barnes I.L. and 7 others (1973) Isotopic abundance ratios and concentrations of selected elements in some Apollo 15 and Apollo 16 samples. *Proc. 4th Lunar Sci. Conf.* 1197-1207.

Basu A. and McKay D.S. (1979) Petrography and provenance of Apollo 15 soils. *Proc. 10th Lunar Sci. Conf.* 1413-1424.

Basu A., McKay D.S., Griffiths S.A. and Nace G. (1981) Regolith maturation on the Earth and the Moon with an example from Apollo 15. *Proc. 12th Lunar Planet. Sci. Conf.* 433-449.

Best J.B. and Minkin J.A. (1972) Apollo 15 glasses of impact origin. *In The Apollo 15 Lunar Samples*, 34-39. Lunar Planetary Institute, Houston.

Bhandari N., Goswami J.N. and Lal D. (1973) Surface irradiation and evolution of the lunar regolith. *Proc. 4th Lunar Sci. Conf.* 2275-2290.

Bogard D.D. and Nyquist L.A. (1972) Noble gas studies on regolith materials from Apollo 14 and 15. *Proc. 3rd Lunar Sci. Conf.* 1797-1819.

Bogard D.D. and Nyquist L.E. (1973) ⁴⁰Ar/³⁶Ar variations in Apollo 15 and 16 regolith. *Proc. 4th Lunar Sci. Conf.* 1975-1986.

Butler (1972) Lunar Sample Information Catalog: Apollo 15. MSC 03209

Cadenhead D.A., Brown M.G., Rice D.K. and Stetter J.R. (1977) Some surface area and porosity characterizations of lunar soils. *Proc. 8th Lunar Sci. Conf.* 1291-1303.

- elements in Apollo 14 and 15 samples. *Proc. 3rd Lunar Sci. Conf.* 2131-2147.
- Housley R.M. and Grant R.W. (1976) ESCA studies of the surface chemistry of lunar fines. *Proc. 7th Lunar Sci. Conf.* 881-889.
- Housley R.M. and Grant R.W. (1977) An XPS (ESCA) study of lunar surface alteration profiles.. *Proc. 8th Lunar Sci. Conf.* 3885-3899.
- Hubbard N.J., Rhodes J.M., Gast P.W., Bansal B.M., Shih C.-Y., Wiesmann H. and Nyquist L.E. (1973b) Lunar rock types: The role of plagioclase in non-mare and highland rock types. *Proc. 4th Lunar Sci. Conf.* 1297-1312.
- Hughes S.S., Delano J.W., and Schmitt R.A. (1990) Chemistries of individual mare volcanic glasses: Evidence for distinct regions of hybridized mantle and a KREEP component in Apollo 14 magmatic sources. *Proc. 20th Lunar Planet. Sci. Conf.* 127-138.
- Janghorbani M., Miller M.D., Ma M-S., Chyi L.L. and Ehmann W.D. (1973) Oxygen and other elemental abundance data for Apollo 14, 15, 16 and 17 samples. *Proc. 4th Lunar Sci. Conf.* 1115-1126.
- Jordan J.I., Heyman D. and Lakatos S. (1974) Inert-gas patterns in regolith at Apollo 15 landing site. *Geochim. Cosmochim. Acta* 38, 65-78.
- Jovanovic S. and Reed G.W. (1975a) Cl and P₂O₅ systematics: Clues to early lunar magmas. *Proc. 6th Lunar Sci. Conf.* 1737-1751.
- Juan V.C., Chen J.C., Huang C.K., Chen P.Y. and Wang-Lee C.M. (1972) Petrology and chemistry of some Apollo 15 regoliths (abs). *In The Apollo 15 Lunar Samples*. 116-122. LPI
- Keith J.E., Clark R.S. and Richardson K.A. (1972) Gamma-ray measurements of Apollo 12, 14 and 15 lunar samples. *Proc. 3rd Lunar Sci. Conf.* 1671-1680.
- Kirsten T., Deubner J., Horn P., Kaneoka I., Kiko J., Schaeffer O.A. and Thio S.K. (1972) The rare gas record of Apollo 14 and 15 samples. *Proc. 3rd Lunar Sci. Conf.* 1865-1891.
- Korotev R.L. (1987) Mixing levels, the Apennine Front soil component, and compositional trends in the Apollo 15 soils. *Proc. 17th Lunar Planet. Sci. Conf.* E411-431.
- Laul J.C., Simon S.B. and Papike J.J. (1988) Chemistry and petrology of the Apennine Front, Apollo 15, Part II: Impact melt rocks. *Proc. 18th Lunar Planet. Sci. Conf.* 203-217. Lunar Planetary Institute, Houston.
- McKay D.S., Clanton U.S. and Ladle G. (1973) Scanning electron microscope study of Apollo 15 green glass. *Proc. 4th Lunar Sci. Conf.* 225-238.
- Meyer C., McKay D.S., Anderson D.H. and Butler P. (1975) The source of sublimates on the Apollo 15 green and Apollo 17 orange glass samples. *Proc. 6th Lunar Sci. Conf.* 1673-1699.
- Moore C.B., Lewis C.F. and Gibson E.K. (1973) Total carbon contents of Apollo 15 and 16 lunar samples. *Proc. 4th Lunar Sci. Conf.* 1613-1923.
- Morris R.V. (1976) Surface exposure indices of lunar soils: A comparative FMR study. *Proc. 7th Lunar Sci. Conf.* 315-335.
- Morris R.V. (1978) The surface exposure (maturity) of lunar soils: Some concepts and Is/FeO compilation. *Proc. 9th Lunar Planet. Sci. Conf.* 2287-2298.
- Morris R.V., Score R., Dardano C. and Heiken G. (1983) Handbook of Lunar Soils. JSC 19069
- Nyquist L.E., Hubbard N.J., Gast P.W., Bansal B.M., Wiesmann H. and Jahn B-M. (1973) Rb-Sr systematics for chemically defined Apollo 15 and 16 materials. *Proc. 4th Lunar Sci. Conf.* 1823-1846.
- Phakey P.P., Hutcheon I.D., Rajan R.S. and Price B. (1972) Radiation effects in soils from five lunar missions. *Proc. 3rd Lunar Sci. Conf.* 2905-2915.
- Phinney W.C., Warner J., Simonds C.H. and Lofgren G.E. (1972) Classification and distribution of rock types at Spur Crater. *In The Apollo 15 Lunar Samples*, 149-153. (ed. Watkins and Chamberlain) The Lunar Science Institute, Houston.
- Powell B.N. (1972) Apollo 15 Coarse Fines (4-10mm): Sample classification, description and inventory. MSC 03228 Curator's Office JSC
- Powell B.N., Aitken F.K. and Weiblen P.W. (1973) Classification, distribution and origin of lithic fragments from the Hadley-Apennine region. *Proc. 4th Lunar Sci. Conf.* 445-460.
- Ridley W.I., Reid A.M., Warner J.L. and Brown R.W. (1973a) Apollo 15 green glasses. *Phys. Earth Planet. Interiors* 7, 133-136.
- Ryder G. and Spudis P. (1987) Chemical composition and origin of Apollo 15 impact melts. *Proc. 17th Lunar Planet. Sci. Conf.* in *J. Geophys. Res.* 92, E432-446.

- Ryder G. and Sherman S.B. (1989) The Apollo 15 Coarse Fines. Curators Office #81, JSC#24035
- Simon S.B., Papike J.J. and Laul J.C. (1988) Chemistry and petrology of the Apennine Front, Apollo 15, Part I: KREEP basalts and plutonic rocks. *Proc. 18th Lunar Planet. Sci. Conf.* 187-201. Lunar Planetary Institute, Houston.
- Steele A.M. (1992) Apollo 15 green glass: Relationships between texture and composition. *Proc. 22nd Lunar Planet. Sci. Conf.* 329-341. Lunar Planetary Institute, Houston
- Steele A.M., Colson R.O., Korotev R.L. and Haskin L.A. (1992) Apollo 15 green glass: Compositional distributions and petrogenesis. *Geochim. Cosmochim. Acta* **56**, 4075-4090.
- Stolper E.M., Walker D., Longhi J. and Hayes J.F. (1974) Compositional variation in lunar ultramafic glasses (abs). *Lunar Sci.* **V**, 749-751. Lunar Planetary Institute, Houston.
- Swann G.A., Hait M.H., Schaber G.C., Freeman V.L., Ulrich G.E., Wolfe E.W., Reed V.S. and Sutton R.L. (1971b) Preliminary description of Apollo 15 sample environments. U.S.G.S. Interagency report: 36. pp219 with maps
- Swann G.A., Bailey N.G., Batson R.M., Freeman V.L., Hait M.H., Head J.W., Holt H.E., Howard K.A., Irwin J.B., Larson K.B., Muehlberger W.R., Reed V.S., Rennilson J.J., Schaber G.G., Scott D.R., Silver L.T., Sutton R.L., Ulrich G.E., Wilshire H.G. and Wolfe E.W. (1972) 5. Preliminary Geologic Investigation of the Apollo 15 landing site. In Apollo 15 Preliminary Science Rpt. NASA SP-289. pages 5-1-112.
- Taylor H.P. and Epstein S. (1973) O^{18}/O^{16} and Si^{30}/Si^{28} studies of some Apollo 15, 16 and 17 samples. *Proc. 4th Lunar Sci. Conf.* 1657-1679.
- Taylor S.R., Gorton M., Muir P., Nance W., Rudowski R. and Ware N. (1972b) Composition of the lunar highlands II The Apennine Front. In **The Apollo 15 Lunar Samples**, 262-264.
- Taylor S.R., Gorton M.P., Muir P., Nance W., Rudowski R. and Ware N. (1973b) Lunar highlands composition: Apennine Front. *Proc. 4th Lunar Sci. Conf.* 1445-1459.
- Walker R.J. and Papike J.J. (1981) The Apollo 15 regolith: Chemical modeling and mare/highland mixing. *Proc. 12th Lunar Planet. Sci. Conf.* 509-517.
- Wanke H., Baddenhausen H., Balacescu A., Teschke F., Spettle B., Dreibus G., Palme H., Quijano-Rico M., Kruse H., Wlotzka F. and Begemann F. (1972) Multielement analyses of Lunar Samples and some implications of the results. *Proc. 3rd Lunar Sci. Conf.* 1251-1268.
- Warner J.L., Ridley W.I., Reid A.M. and Brown R.W. (1972) Apollo 15 glasses and the distribution of non-mare crystal rock types. In **The Apollo 15 Lunar Samples** 179-182. Lunar Planetary Institute, Houston.
- Wiesmann H. and Hubbard N.J. (1975) A compilation of the lunar sample data generated by the Gast, Nyquist and Hubbard Lunar Sample PI-ships. (unpublished)