

15362
Anorthosite
4.2 grams



Figure 1: Photo of 15362. NASA S71-49627. Sample is about 2.5 cm long and 1 cm in cross section.

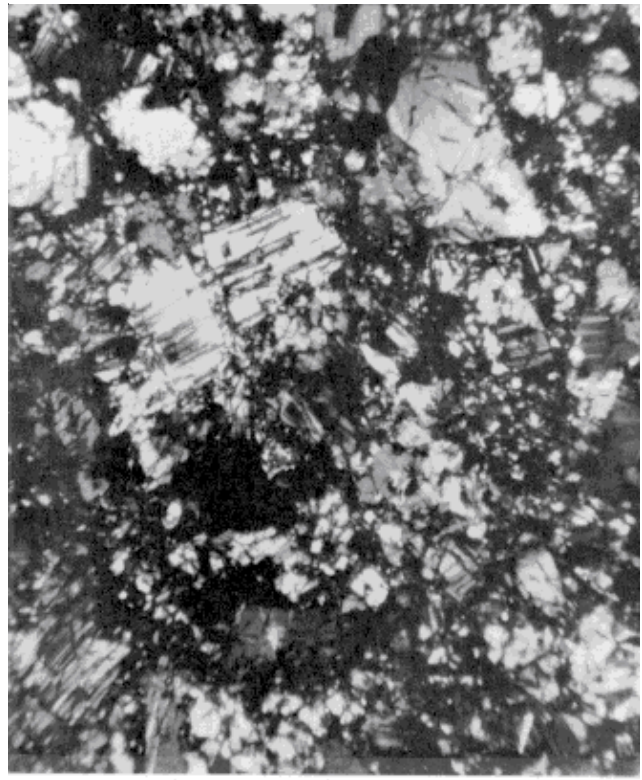
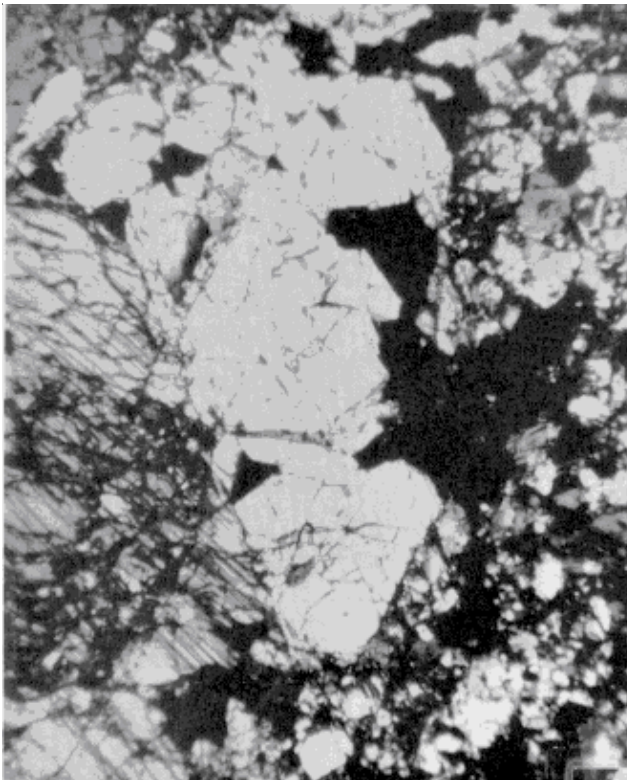


Figure 2: Two different views of thin section 15362,11 with crossed polarizers (from Ryder 1985). Width of field 2 mm.

Introduction

Sample 15362 is from a rake sample from Spur crater on the Hadley-Apennine Front. It is a cataclastic ferroan anorthosite that proved difficult to date. It has an old exposure age (428 m.y.).

Petrography

Dowty et al. (1972, 1973) studied the petrography of 15362 finding that it was 98 % plagioclase ($An_{96.5}$), 2 % orthopyroxene (Wo_2En_{59}) and trace augite, ilmenite, chromite and troilite. The plagioclase has been badly

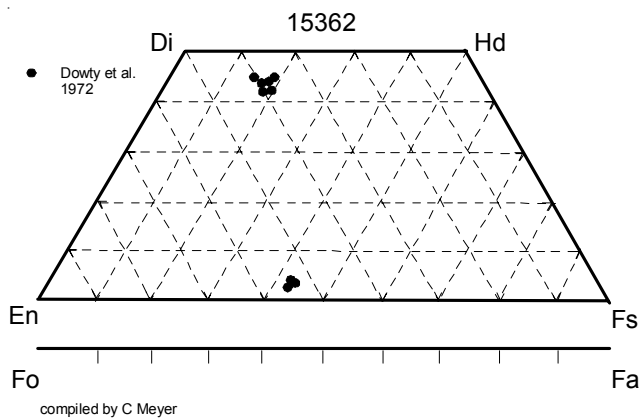


Figure 3: Composition of pyroxene in 15362 from Dowty et al. 1972).

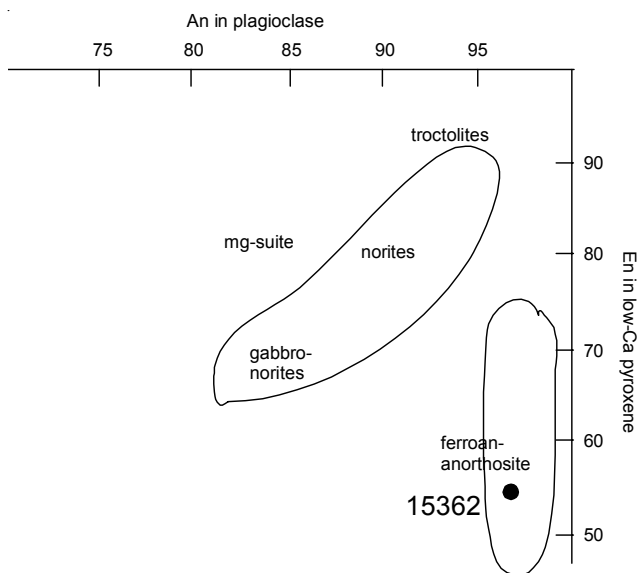


Figure 4: Composition of plagioclase and pyroxene in 15362 (from Dowty et al. 1972).

crushed and annealed (figure 2). The wide spread in composition of pyroxene indicates that the parent rock was held at subsolidus temperature for a long time.

Mineralogy

Olivine: none

Pyroxene: Dowty et al. (1972) and Bersch et al. (1991) determined the composition of pyroxene in 15362. Orthopyroxene is $Wo_2En_{59}Fs_{39}$ and augite is $Wo_{40}En_{40}Fs_{20}$ (figure 3).

Plagioclase: Dowty et al. (1972) analyzed plagioclase ($An_{96.5}$).

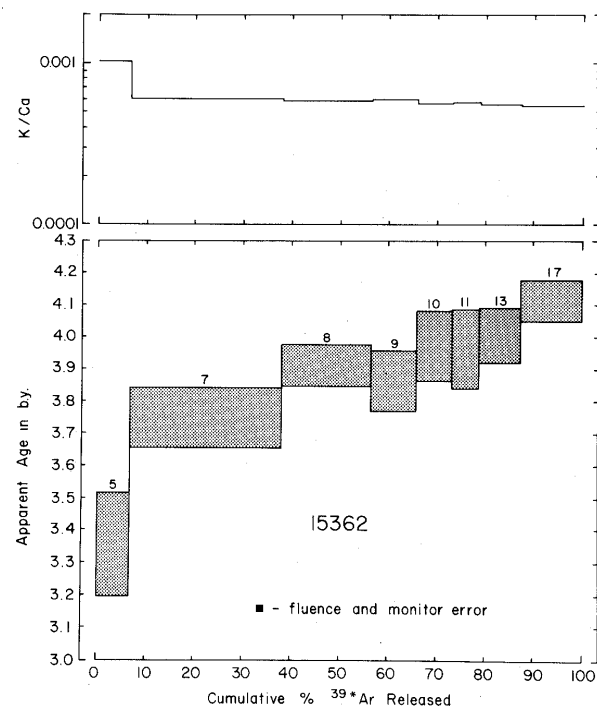


Figure 5: Ar/Ar plateau for 15362 as determined by Alexandra and Kahl (1974).

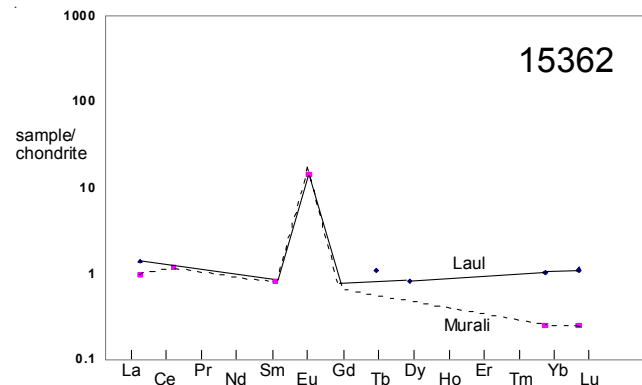


Figure 6: Normalized rare-earth-element composition of 15362 (data from Laul and Schmitt 1973 and Murali et al. 1977).

Ilmenite: An analysis of ilmenite in 15362 is given in Dowty et al. (1972).

Chromite: Dowty et al. (1972) reported two minute grains of chromite and gave an analysis.

Chemistry

The chemical composition of 15362 was reported by Laul and Schmitt (1973), Murali et al. (1977) and Dowty et al. (1972). The sample has a tall Eu anomaly (figure 6).

Table 1. Chemical composition of 15362.

reference weight	Murali 78	Laul 73	Dowty 72
SiO ₂ %			44 (b)
TiO ₂		0.2 (a)	0.03 (b)
Al ₂ O ₃	32.3 (a)	35.4 (a)	35.1 (b)
FeO	0.23 (a)	0.57 (a)	0.29 (b)
MnO	0.005 (a)	0.014 (a)	0.01 (b)
MgO	0.3 (a)		0.31 (b)
CaO	17 (a)	18.4 (a)	19.8 (b)
Na ₂ O	0.39 (a)	0.347 (a)	0.35 (b)
K ₂ O	0.011 (a)	<0.02 (a)	0.04 (b)
P ₂ O ₅			
S %			
sum			
Sc ppm	0.7 (a)	1.6 (a)	
V		<28 (a)	
Cr	27 (a)	80 (a)	
Co	0.31 (a)	1.4 (a)	
Ni	10 (a)		
Cu			
Zn			
Ga			
Ge ppb			
As			
Se			
Rb			
Sr			
Y			
Zr		<70 (a)	
Nb			
Mo			
Ru			
Rh			
Pd ppb			
Ag ppb			
Cd ppb			
In ppb			
Sn ppb			
Sb ppb			
Te ppb			
Cs ppm			
Ba			
La	0.23 (a)	0.33 (a)	
Ce	0.72 (a)		
Pr			
Nd			
Sm	0.12 (a)	0.12 (a)	
Eu	0.8 (a)	0.8 (a)	
Gd			
Tb		<0.04 (a)	
Dy		0.2 (a)	
Ho			
Er			
Tm			
Yb	0.04 (a)	<0.17 (a)	
Lu	0.006 (a)	0.027 (a)	
Hf	0.05 (a)		
Ta			
W ppb			
Re ppb			
Os ppb			
Ir ppb			
Pt ppb			
Au ppb			
Th ppm			
U ppm			

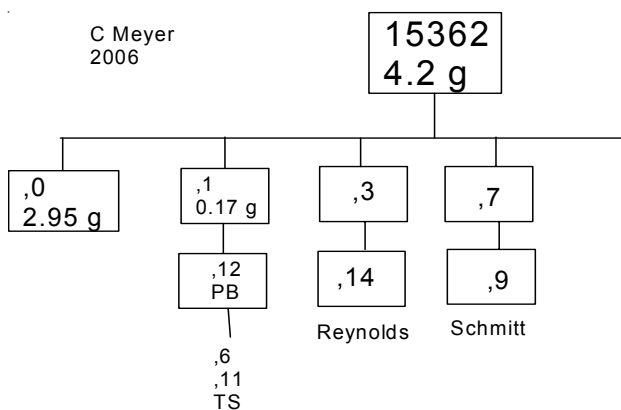
technique: (a) INAA, (b) broad beam elec. Probe

Radiogenic age dating

Alexander and Kahl (1974) set a lower limit for the age of 15362 (3.98 b.y.) by Ar/Ar, but the sample did not yield a good plateau (figure 5). The simplest explanation of the Ar release pattern is that material older than 4.1 b.y. was extensively, but not completely, outgassed around 3.92 b.y.

Cosmogenic isotopes and exposure ages

The cosmic ray exposure age for 15362 was determined to be 428 ± 43 m.y. (Alexander and Kahl 1974).



References for 15362

- Alexander E.C. and Kahl S.B. (1974) ^{40}Ar - ^{39}Ar studies of lunar breccias. *Proc. 5th Lunar Sci. Conf.* 1353-1373.
- Butler P. (1971) Lunar Sample Catalog, Apollo 15. Curators' Office, MSC 03209
- Dowty E., Keil K. and Prinz M. (1972) Anorthosite in the Apollo 15 rake samples from Spur Crater. In **The Apollo 15 Lunar Samples**, 62-65.
- Dowty E., Conrad G.H., Green J.A., Hlava P.F., Keil K., Moore R.B., Nehru C.E. and Prinz M. (1973a) Catalog of Apollo 15 rake samples from stations 2 (St. George), 7 (Spur Crater) and 9a (Hadley Rille). *Inst. Meteoritics Spec. Publ.* No 11, 51-73. Univ. New Mex. ABQ.
- Dowty E., Keil K. and Prinz M. (1974) Plagioclase twin laws in lunar highland rocks; possible petrogenetic significance. *Meteoritics* **9**, 183-197.
- Dowty E., Prinz M. and Keil K. (1974b) Ferroan anorthosite: a widespread and distinctive lunar rock type. *Earth Planet. Sci. Lett.* **24**, 15-25.
- Hansen E.C., Steele I.M. and Smith J.V. (1979a) Lunar highland rocks: Element partitioning among minerals 1: Electron microprobe analyses of Na, K, and Fe in plagioclase; mg partitioning with orthopyroxene. *Proc. 10th Lunar Planet. Sci. Conf.* 627-638.
- Hlava P.F., Green J.A., Prinz M., Keil K., Dowty E. and Bunch T.E. (1973) Apollo 15 rake samples, microbreccias and non-mare rocks: Bulk rock, mineral and glass electron microprobe analyses. *Inst. Meteoritics Spec. Publ.* No 11, 51-73. Univ. New Mex. ABQ
- Laul J.C., Wakita H., Showalter D.L., Boynton W.V. and Schmitt R.A. (1972a) Bulk, rare earth, and other trace elements in Apollo 14 and 15 and Luna 16 samples. *Proc. 3rd Lunar Sci. Conf.* 1181-1200.
- Laul J.C., Wakita H. and Schmitt R.A. (1972c) Bulk and REE abundances in anorthosites and noritic fragments. In **The Apollo 15 Lunar Samples**, 221-224. Lunar Planetary Institute, Houston.
- Laul J.C. and Schmitt R.A. (1973b) Chemical composition of Apollo 15, 16, and 17 samples. *Proc. 4th Lunar Sci. Conf.* 1349-1367.
- LSPET (1972a) The Apollo 15 lunar samples: A preliminary description. *Science* **175**, 363-375.
- LSPET (1972b) Preliminary examination of lunar samples. Apollo 15 Preliminary Science Report. NASA SP-289, 6-1—6-28.
- Meyer C. (1979) Trace elements in plagioclase from the lunar highlands. In Papers presented to the Conference on the **Lunar Highlands Crust** (abs). LPI Contr. 394, 111-113. Lunar Planetary Institute, Houston
- Murali A.V., Ma M.-S., Laul J.C. and Schmitt R.A. (1977a) Chemical composition of breccias, feldspathic basalt and anorthosites from Apollo 15 (15308, 15359, 15382, and 15362), Apollo 16 (60618 and 65785), Apollo 17 (72434, 72536, 72559, 72735, 72738, 78526, and 78527) and Luna 20 (22012 and 22013) (abs). *Lunar Sci.* **VIII**, 700-702. Lunar Planetary Institute, Houston.
- Nehru C.E., Prinz M., Dowty E. and Keil K. (1973) Electron microprobe analyses of spinel group minerals and ilmenite in Apollo 15 rake samples of igneous origin. *Spec. Pub. Num.* 10, UNM Inst. Meteor. ABQ
- Nehru C.E., Prinz M., Dowty E. and Keil K. (1974) Spinel-group minerals and ilmenite in Apollo 15 rake samples. *Am. Mineral.* **59**, 1220-1235.
- Ryder G. (1985) Catalog of Apollo 15 Rocks (three volumes). Curatorial Branch Pub. # 72, JSC#20787
- Ryder G. and Norman M.D. (1979b) Catalog of pristine non-mare materials Part 2. Anorthosites. Revised. Curators Office JSC #14603
- Steele I.M., Hutcheon I.D. and Smith J.V. (1980) Ion microprobe analysis and petrogenetic interpretations of Li, Mg, Ti, K, Sr, Ba in lunar plagioclase. *Proc. 11th Lunar Planet. Sci. Conf.* 571-590.
- Swann G.A., Hait M.H., Schaber G.C., Freeman V.L., Ulrich G.E., Wolfe E.W., Reed V.S. and Sutton R.L. (1971b) Preliminary description of Apollo 15 sample environments. U.S.G.S. Interagency report: 36. pp219 with maps
- Swann G.A., Bailey N.G., Batson R.M., Freeman V.L., Hait M.H., Head J.W., Holt H.E., Howard K.A., Irwin J.B., Larson K.B., Muehlberger W.R., Reed V.S., Rennilson J.J., Schaber G.G., Scott D.R., Silver L.T., Sutton R.L., Ulrich G.E., Wilshire H.G. and Wolfe E.W. (1972) 5. Preliminary Geologic Investigation of the Apollo 15 landing site. In Apollo 15 Preliminary Science Rpt. NASA SP-289. pages 5-1-112.