

15401
Soil
152.7 grams




Figure 1: Location of samples 15401 and 15405 from top of boulder at station 6a at the base of the Apennine Front. AS15-90-12187.

Introduction

Station 6a was the highest point reached on the Apennine Front (figure 1). A “soil sample” (15400-15404) was collected from a “saddle” on the top of a small boulder (15405 is a nearby piece of that boulder). As such, it is not a typical soil.

Petrography

15401 is very immature ($I_s/FeO = 5.6$) (Morris 1978) and it has an unusual grain size distribution weight towards large particles (figure 5). The average grain size distribution of 15401 is 89 microns.

The coarse fines (4-10 mm) were cataloged by Powell (1972) and partially studied by Ryder and Sherman

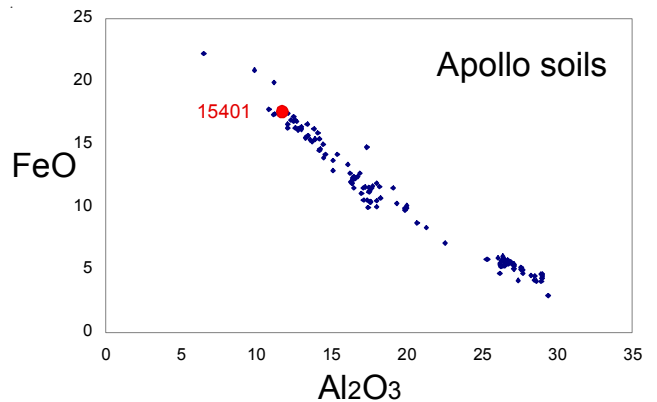


Figure 2: Composition of 15401 compared with other Apollo soils.

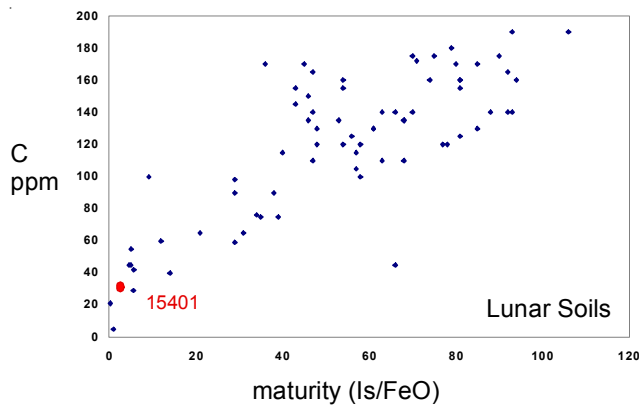


Figure 3: Carbon content and maturity of 15401 compared with other Apollo soils.

(1989). KREEP particle (15404,3) is partly glass (Helmke et al. 1973) while 15404,5 is a KREEP basalt.

Chemistry

Keith et al. (1972), Korotev (1987), Taylor et al. (1973), Ganapathy et al. (1973) and Masuda et al. (1972) determined the chemical composition of 15401 (table 1 and figures 2 and 4). The trace element content is dominated by the KREEP component (figure 4).

Moore et al. (1973) reported only 29 ppm carbon and DesMarais et al. (1973) found only 21 ppm C, consistent with the very low maturity (figure 3).

Cosmogenic isotopes and exposure ages

Keith et al. (1972) determined the cosmic-ray-induced activity as $^{22}\text{Na} = 58$ dpm/kg, $^{26}\text{Al} = 73$ dpm/kg, $^{54}\text{Mn} = 29$ dpm/kg, $^{56}\text{Co} = 12$ dpm/kg and $^{46}\text{Sc} = 4.1$ dpm/kg.

Other Studies

Lipschutz et al. (1973) determined the abundance and isotopic ratio of vanadium.

Hart et al. (1972) determined the density of solar flare tracks in green glass beads and amber shards (figure 6).

Stone et al. (1982) studied 10 green glass beads and several other glass particles from 15401.

Jordan et al. (1974) determined the concentration and isotopic ratio of the rare gasses in 15401.

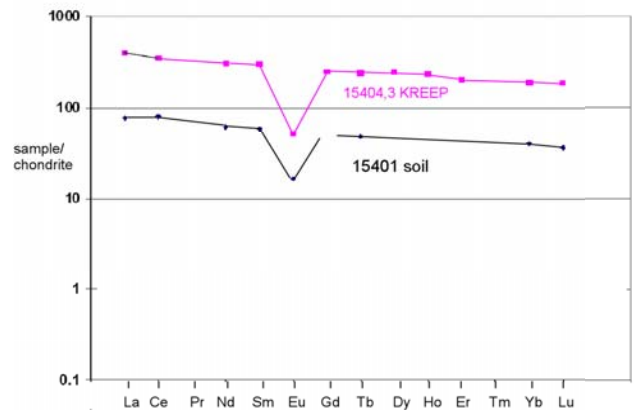
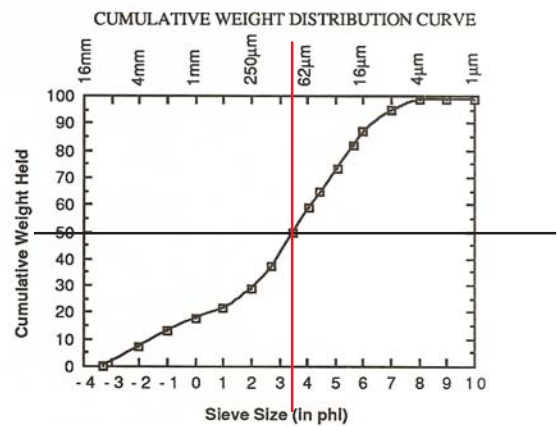


Figure 4: Normalized rare-earth-element diagram for 15401 (Korotev 1987) and 15404,3 (Helmke et al. 1973).



Average grain size = 89 microns

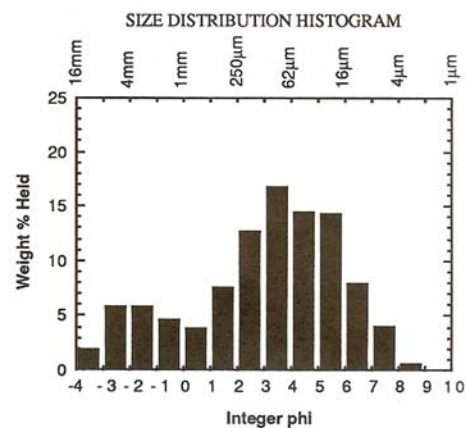


Figure 5: Grain size distribution for 15400 (Graf 1993).

Processing

15400 was returned in a sample collection bag (#6) placed in ALSRC#2 (which did not seal).

Table 1. Chemical composition of 15401.

	86 g						15404,3	15404,5	Green Glass						
reference	Keith72	Korotev87	Taylor73	Ganapathy73	Masuda72		Helmke73	Ryder93	Taylor73						
weight							KREEP	KREEP basalt							
SiO ₂ %							glass	52.2	(f)	45.3	(b)				
TiO ₂		1.08	(a)					1.78	(f)	0.4	(b)				
Al ₂ O ₃		12.1	(a)					15.5	(f)	7.52	(b)				
FeO		16.3	(a)					9.7	(f)	20	(b)				
MnO		0.22	(a)					0.14	(f)	0.22	(b)				
MgO		14.8	(a)					10.95	(f)	17.1	(b)				
CaO		8.3	(a)					9.27	(f)	8.43	(b)				
Na ₂ O		0.35	(a)					0.66	(f)	0.13	(b)				
K ₂ O	0.172	(c)						0.48	(f)	0.06	(b)				
P ₂ O ₅								0.31	(f)						
S %															
sum															
Sc ppm		29.8	(a)	14	(b)		32.2	(a)	19.6	(a)	30	(b)			
V		125	(a)	102	(b)						160	(b)			
Cr		3070	(a)	2300	(b)										
Co		58.5	(a)	46	(b)	59	(e)	28.2	(a)	25.6	(a)	72	(b)		
Ni		160	(a)	217	(b)				68	(a)	185	(b)			
Cu				10.5	(b)						6.8	(b)			
Zn						65	52	(e)							
Ga				4.4	(b)						4.7	(b)			
Ge ppb						248	192	(e)							
As															
Se						231	162	(e)							
Rb				4.4	(b)	2.9	4.5	(e)		15.2	(a)	0.41	(b)		
Sr		100	(a)						178	(a)					
Y				55	(b)						9.5	(b)			
Zr		300	(a)	271	(b)				711	(a)	28	(b)			
Nb				17.1	(b)						2.1	(b)			
Mo															
Ru															
Rh															
Pd ppb															
Ag ppb						61	59	(e)							
Cd ppb						102	79	(e)							
In ppb						50		(e)							
Sn ppb															
Sb ppb						0.96	0.74	(e)							
Te ppb						16	18	(e)							
Cs ppm		0.16	(a)	0.19	(b)	0.175	0.195	(e)							
Ba		227	(a)	233	(b)						20	(b)			
La		18.2	(a)	18.9	(b)			19.4	(d)	93	(a)	55.8	(a)	1.42	(b)
Ce		49	(a)	46	(b)			51	(d)	210	(a)	143	(a)	3.9	(b)
Pr														0.51	(b)
Nd		28	(a)	27.5	(b)			31.9	(d)	138	(a)	84	(a)	2.1	(b)
Sm		8.68	(a)	8.5	(b)			9.2	(d)	43.9	(a)	26.1	(a)	0.8	(b)
Eu		0.923	(a)	0.86	(b)			1.003	(d)	2.92	(a)	2.22	(a)	0.26	(b)
Gd				9.5	(b)			10.67	(d)	49	(a)			0.99	(b)
Tb		1.75	(a)	1.59	(b)					8.7	(a)	4.48	(a)	0.16	(b)
Dy				10.1	(b)			12.5	(d)	59.7	(a)			1.1	(b)
Ho				2.5	(b)					13	(a)			0.28	(b)
Er				6.6	(b)			7.33	(d)	32	(a)			0.85	(b)
Tm				1	(b)									0.14	(b)
Yb		6.5	(a)	6.2	(b)			6.41	(d)	30.4	(a)	17.3	(a)	0.81	(b)
Lu		0.88	(a)	0.95	(b)			0.952	(d)	4.51	(a)	2.25	(a)	0.13	(b)
Hf		6.9	(a)	5	(b)					33	(a)	20.7	(a)		
Ta		0.93	(a)									2.21	(a)		
W ppb															
Re ppb						0.19	0.21	(e)							
Os ppb															
Ir ppb		<3	(a)			2.3	1.94	(e)							
Pt ppb															
Au ppb						0.99	1.06	(e)							
Th ppm		25	(a)									9.21	(a)	0.21	(b)
U ppm	3.4	(c)	1.11	(a)	2.93	(b)						2.33	(a)		
U ppm	0.9	(c)	0.31	(a)	0.74	(b)	0.91	0.92	(e)						

technique: (a) INAA, (b) SSMS, (c) radiation counting, (d) IDMS, (e) RNAA, (f) fused-bead e-probe

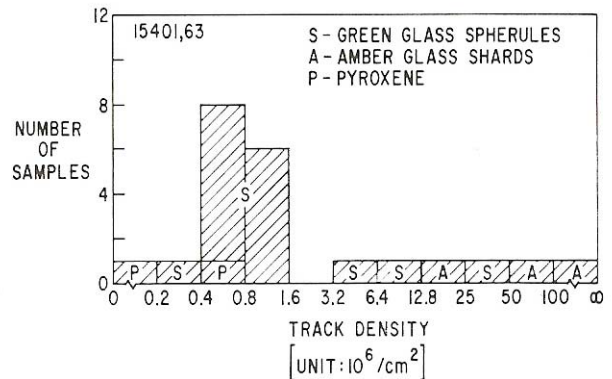
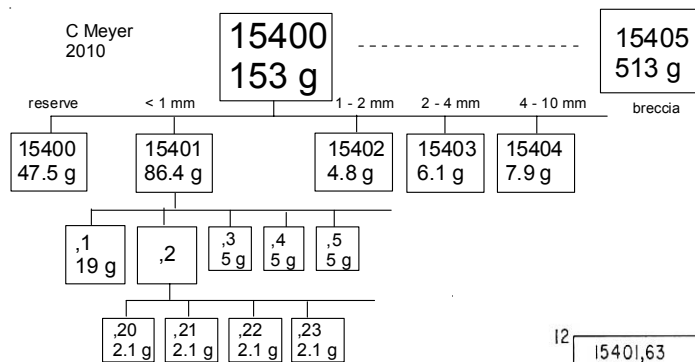


Figure 6: Track density in particles from 15401 (Hart et al. 1972).

References for 15401

Basu A. and McKay D.S. (1979) Petrography and provenance of Apollo 15 soils. *Proc. 10th Lunar Sci. Conf.* 1413-1424.

Butler (1972) Lunar Sample Information Catalog: Apollo 15. MSC 03209

Cadenhead D.A., Brown M.G., Rice D.K. and Stetter J.R. (1977) Some surface area and porosity characterizations of lunar soils. *Proc. 8th Lunar Sci. Conf.* 1291-1303.

Carr M.H. and Meyer C.E. (1974) The regolith at the Apollo 15 site and its stratigraphic implications. *Geochim. Cosmochim. Acta* **38**, 1183-1197.

Des Marais D.J., Hayes J.M. and Meinschein W.G. (1973a) The distribution in lunar soils of carbon released by pyrolysis. *Proc. 4th Lunar Sci. Conf.* 1543-1558.

Ganapathy R., Morgan J.W., Krahenbuhl U. and Anders E. (1973) Ancient meteoritic components in lunar highland rocks: Clues from trace elements in Apollo 15 and 16 samples. *Proc. 4th Lunar Sci. Conf.* 1239-1261.

Graf .C. (1993) Lunar Soils Grain Size Catalog. NASA Reference Pub. 1265, March 1993

Hart H.R., Comstock G.M. and Fleischer R.L. (1972) The particle track record of Fra Mauro. *Proc. 3rd Lunar Sci. Conf.* 2831-2844.

Heiken G.H. (1974) A catalog of lunar soils. JSC Curator

Heiken G.H. (1975) Petrology of lunar soils. *Rev. Geophys. Space Phys.* **13**, 567-587.

Helmke P.A., Blanchard D.P., Haskin L.A., Telander K., Weiss C. and Jacobs J.W. (1973) Major and trace elements in igneous rocks from Apollo 15. *The Moon* **8**, 129-148.

Holland P.T., Simoneit B.R., Wszolek P.C. and Burlingame A.L. (1972a) Compounds of carbon and other volatile elements in Apollo 14 and 15 samples. *Proc. 3rd Lunar Sci. Conf.* 2131-2147.

Jordan J.I., Heyman D. and Lakatos S. (1974) Inert-gas patterns in regolith at Apollo 15 landing site. *Geochim. Cosmochim. Acta* **38**, 65-78.

Keith J.E., Clark R.S. and Richardson K.A. (1972) Gamma-ray measurements of Apollo 12, 14 and 15 lunar samples. *Proc. 3rd Lunar Sci. Conf.* 1671-1680.

Korotev R.L. (1987) Mixing levels, the Apennine Front soil component, and compositional trends in the Apollo 15 soils. *Proc. 17th Lunar Planet. Sci. Conf.* E411-431.

Lipschutz M.E., Balsiger H., Rey P., Pelly I.Z. and Mendia M.D. (1973) Vanadium isotopic composition and ferromagnesian element contents of three Apollo 15 samples. *Proc. 4th Lunar Sci. Conf.* 1369-1378.

LSPET (1972) Apollo 15 Lunar samples – preliminary description. *Science* **175**, 363-375.

Masuda A., Nakamura N., Kurasawa H. and Tanaka T. (1972) Precise determination of rare-earth elements in the Apollo 14 and 15 samples. *Proc. 3rd Lunar Sci. Conf.* 1307-1313.

- McKay D.S., Clanton U.S. and Ladle G. (1973) Scanning electron microscope study of Apollo 15 green glass. *Proc. 4th Lunar Sci. Conf.* 225-238.
- Meyer C., McKay D.S., Anderson D.H. and Butler P. (1975) The source of sublimates on the Apollo 15 green and Apollo 17 orange glass samples. *Proc. 6th Lunar Sci. Conf.* 1673-1699.
- Moore C.B., Lewis C.F. and Gibson E.K. (1973) Total carbon contents of Apollo 15 and 16 lunar samples. *Proc. 4th Lunar Sci. Conf.* 1613-1923.
- Morris R.V., Score R., Dardano C. and Heiken G. (1983) Handbook of Lunar Soils. JSC 19069
- Morris R.V. (1976) Surface exposure indices of lunar soils: A comparative FMR study. *Proc. 7th Lunar Sci. Conf.* 315-335.
- Morris R.V. (1978) The surface exposure (maturity) of lunar soils: Some concepts and Is/FeO compilation. *Proc. 9th Lunar Planet. Sci. Conf.* 2287-2298.
- Morris R.V. (1980) Origins and size distribution of metallic iron particles in the lunar regolith. *Proc. 11th Lunar Planet. Sci. Conf.* 1697-1712.
- Powell B.N. (1972) Apollo 15 Coarse Fines (4-10mm): Sample classification, description and inventory. MSC 03228 Curator's Office JSC
- Ryder G. and Sherman S.B. (1989) The Apollo 15 Coarse Fines. Curators Office #81, JSC#24035
- Stone C.D., Taylor L.A., McKay D.S. and Morris R.V. (1982) Ferromagnetic resonance intensity: A rapid method for determining lunar glass bead origin. *Proc. 13th Lunar Planet. Sci. Conf.* in *J. Geophys. Res.* **87**, A182-A196.
- Swann G.A., Hait M.H., Schaber G.G., Freeman V.L., Ulrich G.E., Wolfe E.W., Reed V.S. and Sutton R.L. (1971) Preliminary description of Apollo 15 sample environments. U.S.G.S. Interagency report : 36.
- Swann G.A., Bailey N.G., Batson R.M., Freeman V.L., Hait M.H., Head J.W., Holt H.E., Howard K.A., Irwin J.B., Larson K.B., Muehlberger W.R., Reed V.S., Rennilson J.J., Schaber G.G., Scott D.R., Silver L.T., Sutton R.L., Ulrich G.E., Wilshire H.G. and Wolfe E.W. (1972) 5. Preliminary Geologic Investigation of the Apollo 15 landing site. *In* Apollo 15 Preliminary Science Rpt. NASA SP-289. pages 5-1-112.
- Taylor S.R., Gorton M., Muir P., Nance W., Rudowski R. and Ware N. (1972b) Composition of the lunar highlands II The Apennine Front. *In* **The Apollo 15 Lunar Samples**, 262-264.
- Taylor S.R., Gorton M.P., Muir P., Nance W., Rudowski R. and Ware N. (1973b) Lunar highlands composition: Apennine Front. *Proc. 4th Lunar Sci. Conf.* 1445-1459.
- Walker R.J. and Papike J.J. (1981) The Apollo 15 regolith: Chemical modeling and mare/highland mixing. *Proc. 12th Lunar Planet. Sci. Conf.* 509-517.