15674, 15675, 15676, 15678 and 15683

Olivine-normative Basalt

35.7, 34.5, 25.5, 7.5 and 22 grams

Figure 1: Photo of 15674 with 1 cm cube for scale. S71-49833.



Figure 2: Photo of 15675 showing micrometeorite pits. Scale in cm. S71- 49826.

Figure 3: Photo of 15676 showing micrometeorite pits. Scale is 1 cm. S71-49861.



Figure 4: Two views of 15678. Cube is 1 cm. S71-49858 and 49860.

Figure 5: Photo of 15683. Cube is 1 cm. S71-49883.

Mineralogical Mode

	15676	15678
Olivine	9	7
Pyroxene	59	55
Plagioclase	27	30
Opaques	4	7
Silica	0.5	
Meostasis	0.5	1

Dowty et al. 1973

Introduction

These sample were collected by rake from the edge of Haddley Rille (see section on 15614). Two of them have been dated at 3.37 b.y. Compositionally they are all samples of fine-grained olivine-normative basalt (figure 5) and they include relict partially-resorbed phenocrysts of olivine. Several samples were directly exposed to the micrometeorite environment. Exposure ages have been determined for two of them (164 m.y. and 310 m.y. respectively).

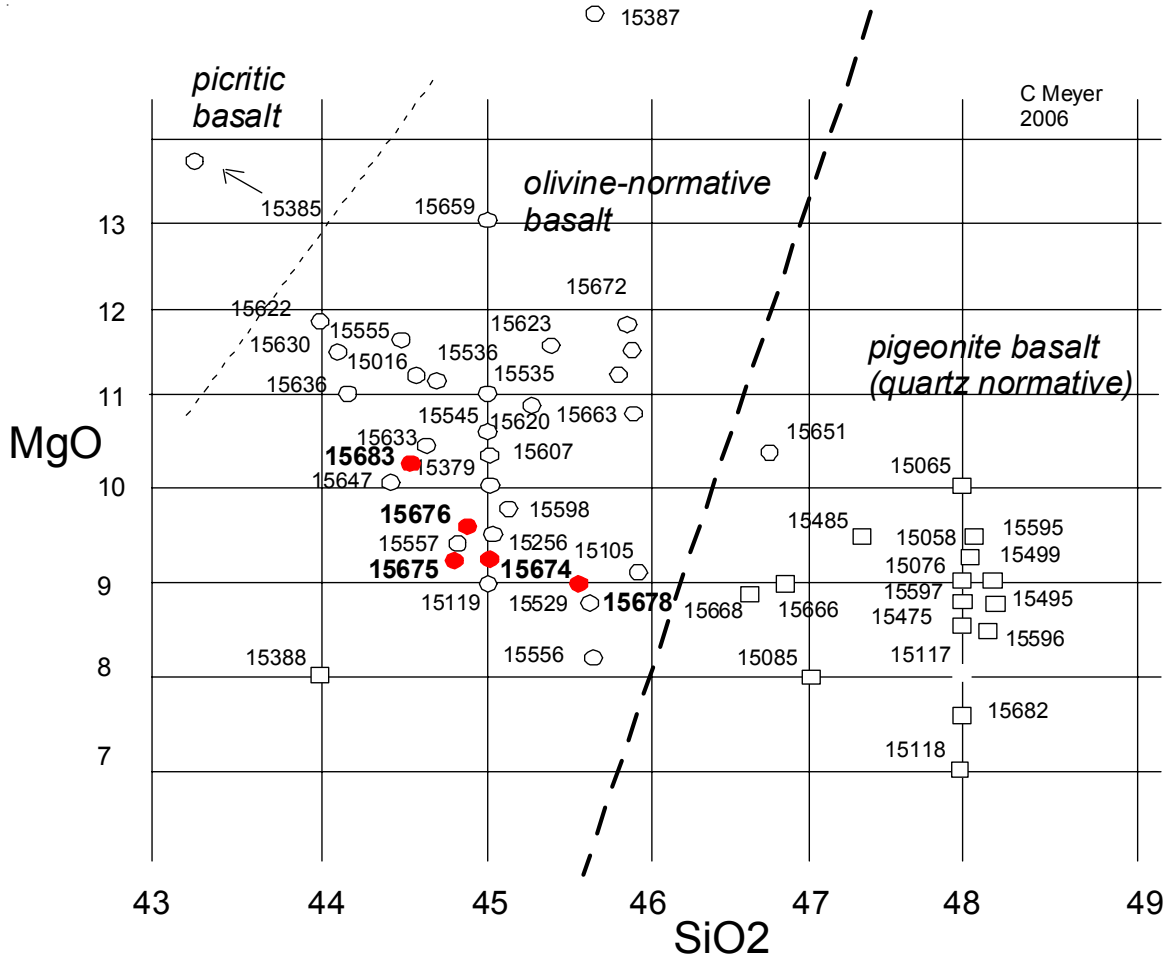

Figure 5: Chemical composition of Apollo 15 basalts.

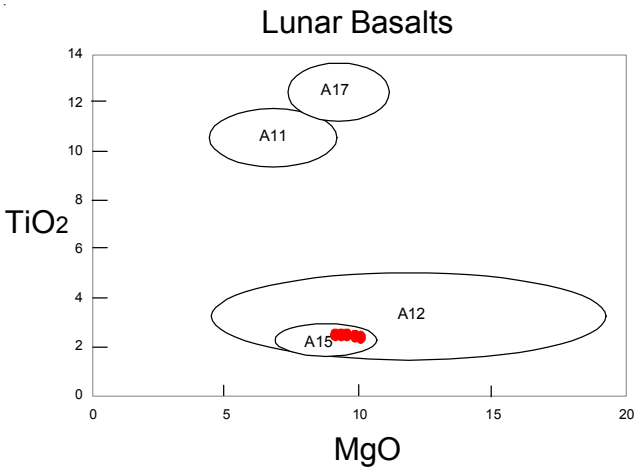

Figure 6: Chemical composition of 15674 - 15683 compared with that of other Apollo basalt samples.

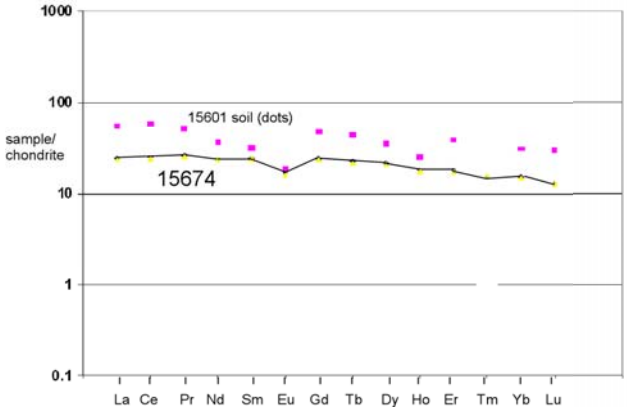

Figure 7: Normalixzed rare-earth-element diagrsm for 15674





Figure 8a: Photomicrographs of thin section 15674,5 by C Meyer @ 50 and 150x.

Petrography

Dowty et al. (1972) and Nehru et al. (1973) studied 15676 and 14678, analyzing all the phases. Ryder (1985) provides the only description of 15674, 15675 and 15683 (no analyses). The dominate phase, pyroxene, occurs as small granular grain enclosed in and interstitial to plagioclase laths (subophitic texture). Small olivine phenocrysts have embayed margins and clearly reacted with the liquid during later crystallization. Opaque minerals occur in clumps. Metallic grains of Ni-Co-Fe are present.

Chemistry

Chappell and Green (1973), Fruchter et al. (1973), Laul and Schmitt (1973), Ma et al. (1976, 1978), Cuttitta et al. (1973), Helmke et al. (1973), Neal (2001) and Ryder and Schuraytz (2001) all analyzed these fine-grained samples finding essentially the same thing within error (tables 1 and 2, figures 5 - 7). They are all typical Apollo 15 olivine-normative basalt.

Radiogenic age dating

Husain (1994) used the Ar/Ar plateau technique to determine the ages of 15678 and 15683 (3.37 b.y.) which is typical of Apollo 15 basalt. Compston et al. (1972) determined the isotopic composition of Sr for 15674.





Figure 8b: Photomicrographs of thin section 15674,5 by C Meyer @ 50 and 150x (crossed polarizers).

Cosmogenic isotopes and exposure ages

Husain (1994) determined exposure ages of 15678 and 15683 of 164 m.y. and 310 m.y. respectively using the ^{38}Ar technique.

Other Studies

Gose et al. (1972) and Pearce et al. (1973) determined the magnetic properties of 15675.

Processing

There is only one thin section of 15674, one thin section of 15675, 4 thin sections of 15676, 2 of 15678 and 2 thin sections of 15683. 15676 was sawn; the others were only chipped.

Summary of Age Data

	Ar/Ar	
Husain 1974	3.38 ± 0.05 b.y.	15678
	3.36 ± 0.05 b.y.	15683

References for 15674, 15675, 15676, 15678 and 15683.

Arvidson R., Crozaz G., Drozd R.J., Hohenberg C.M. and Morgan C.J. (1975) Cosmic ray exposure ages of features and events at the Apollo landing sites. *The Moon* **13**, 259-276.

Butler P. (1971) Lunar Sample Catalog, Apollo 15. Curators' Office, MSC 03209



Figure 9a: Photomicrographs of thin section 15676,14 by C Meyer @50x.

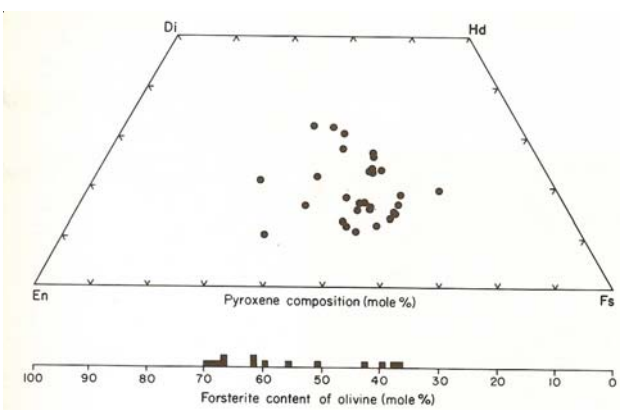

Figure 9b: Pyroxene and olivine composition of 15676 (from Dowty et al.).



Figure 10: Photomicrographs of thin section 15683,2 by C Meyer @50x.

Chappell B.W. and Green D.H. (1973) Chemical compositions and petrogenetic relationships in Apollo 15 mare basalts. *Earth Planet. Sci. Lett.* **18**, 237-246.

Compston W., de Laeter J.R. and Vernon M.J. (1972) Strontium isotope geochemistry of Apollo 15 basalts. *In* **The Apollo 15 Lunar Samples** , 347-351.

Cuttitta R., Rose H.J., Annell C.S., Carron M.K., Christian R.P., Ligon D.T., Dwornik E.J., Wright T.L. and Greenland L.P. (1973) Chemistry of twenty-one igneous rocks and soils returned by the Apollo 15 mission. *Proc. 4th Lunar Sci. Conf.* 1081-1096.

Dowty E., Conrad G.H., Green J.A., Hlava P.F., Keil K., Moore R.B., Nehru C.E. and Prinz M. (1973a) Catalog of Apollo 15 rake samples from stations 2 (St. George), 7 (Spur Crater) and 9a (Hadley Rille). Inst. Meteoritics Spec. Publ. No 11, 51-73. Univ. New Mex. ABQ.

Dowty E., Prinz M. and Keil K. (1973b) Composition, mineralogy, and petrology of 28 mare basalts from Apollo 15 rake samples. *Proc. 4th Lunar Sci. Conf.* 423-444.

Dowty E., Keil K. and Prinz M. (1974c) Lunar pyroxene-phyric basalts: Crystallization under supercooled conditions. *J. Petrology* **15**, 419-453.

Fruchter J.S., Stoeser J.W., Lindstrom M.M. and Goles G.G. (1973) Apollo 15 clastic materials and their relationship to





Figure 11a: Photomicrographs of thin section 15678,6 by C Meyer @ 50 and 150x.

local geologic features. *Proc. 4th Lunar Sci. Conf.* 1227-1237.

Gose W.A., Pearce G.W., Strangway D.W. and Carnes J. (1972) Magnetism of Apollo 15 samples. *In* **The Apollo 15 Lunar Samples**, 415-417.

Helmke P.A., Blanchard D.P., Haskin L.A., Telander K., Weiss C. and Jacobs J.W. (1973) Major and trace elements in igneous rocks from Apollo 15. *The Moon* **8**, 129-148.

Husain L., Schaeffer O.A., Funkhouser J. and Sutter J. (1972b) The ages of lunar material from Fra Mauro, Hadley Rille and Spur Crater. *Proc. 3rd Lunar Sci. Conf.* 1557-1567.

Husain L. (1974) ^{40}Ar-^{39}Ar chronology and cosmic ray exposure ages of the Apollo 15 samples. *J. Geophys. Res.* **79**, 2588-2606.

Laul J.C. and Schmitt R.A. (1973b) Chemical composition of Apollo 15, 16, and 17 samples. *Proc. 4th Lunar Sci. Conf.* 1349-1367.

Lofgren G.E., Donaldson C.H. and Usselman T.M. (1975) Geology, petrology and crystallization of Apollo 15 quartz-normative basalts. *Proc. 6th Lunar Sci. Conf.* 79-99.

LSPET (1972a) The Apollo 15 lunar samples: A preliminary description. Science 175, 363-375.

LSPET (1972b) Preliminary examination of lunar samples. Apollo 15 Preliminary Science Report. NASA SP-289, 6-1—6-28.



Figure 11b: Photomicrographs of thin section 15678,6 by C Meyer @ 50 and 150x (crossed polarizers).



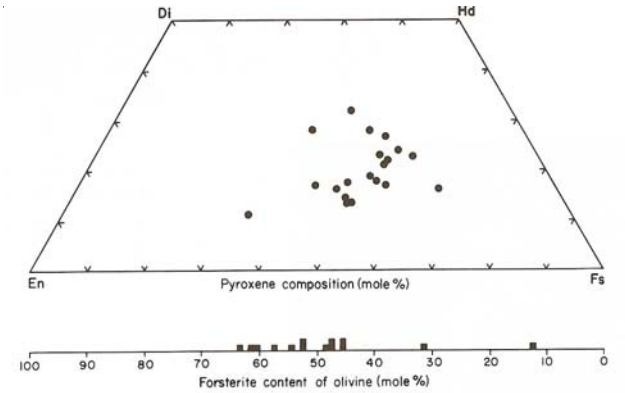

Figure 11c: Composition of olivine and pyroxene in 15678 (Dowty et al. 1973).

Ma M.-S., Murali A.V. and Schmitt R.A. (1976) Chemical constraints for mare basalt genesis. *Proc. 7th Lunar Sci. Conf.* 1673-1695.

Ma M.-S., Schmitt R.A., Warner R.D., Taylor G.J. and Keil K. (1978) Genesis of Apollo 15 olivine normative mare basalts: Trace element correlations. *Proc. 9th Lunar Sci. Conf.* 523-533.

Neal C.R. (2001) Interior of the moon: The presence of garnet in the primitive deep lunar mantle. *J. Geophys. Res.* **106**, 27865-27885.

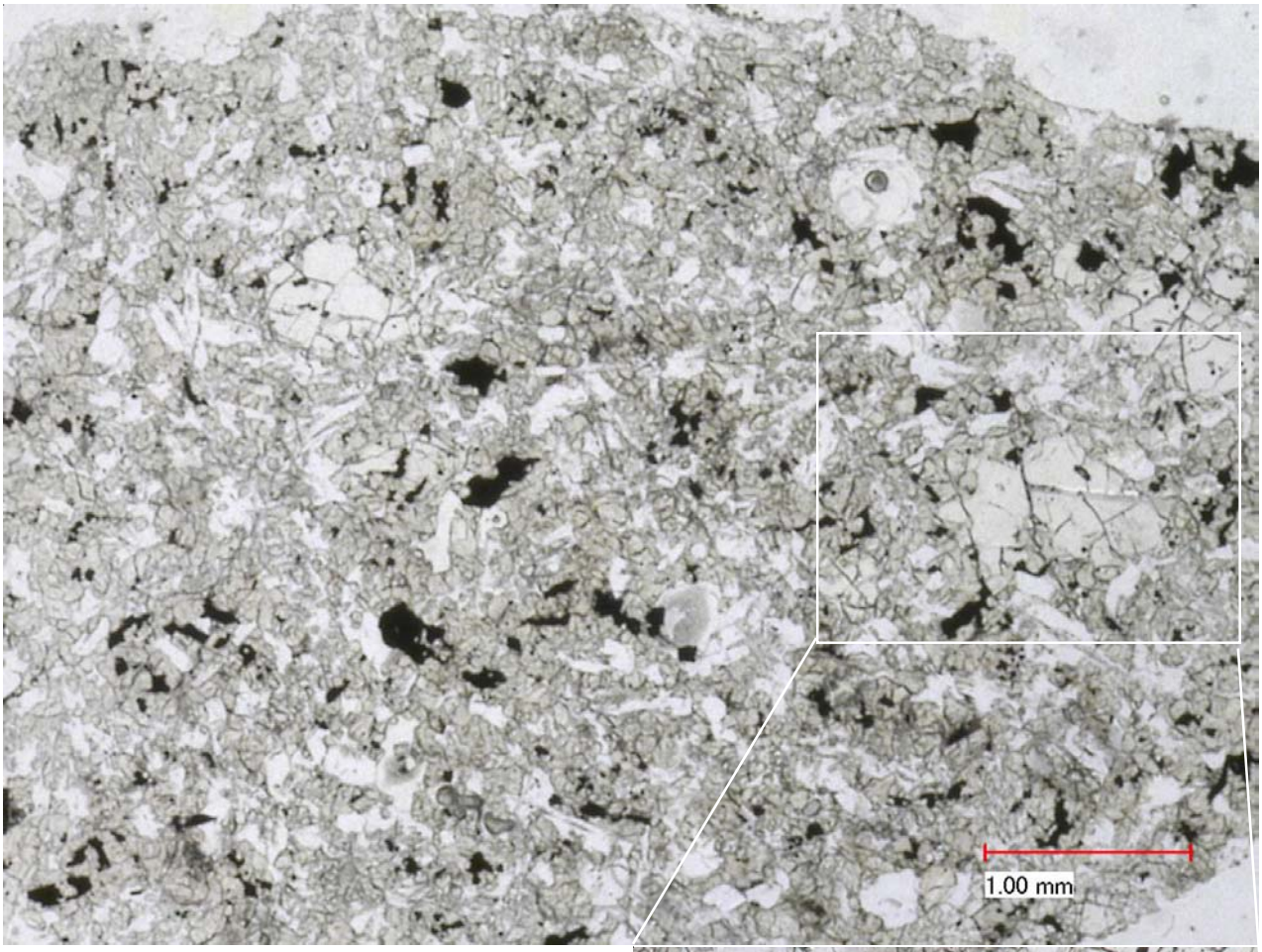



Figure 12a: Photomicrographs of thin section 15678,7 by C Meyer @ 50 and 150x.

Nehru C.E., Prinz M., Dowty E. and Keil K. (1974) Spinel-group minerals and ilmenite in Apollo 15 rake samples. *Am. Mineral.* **59**, 1220-1235.

Papanastassiou D.A. and Wasserburg G.J. (1973) Rb-Sr ages and initial strontium in basalts from Apollo 15. *Earth Planet. Sci. Lett.* **17**, 324-337.

Pearce G.W., Gose W.A. and Strangway D.W. (1973) Magnetic studies on Apollo 15 and 16 lunar samples. *Proc. 4th Lunar Sci. Conf.* 3045-3076.

Ryder G. (1985) Catalog of Apollo 15 Rocks (three volumes). Curatoial Branch Pub. # 72, JSC#20787

Ryder G. and Schuraytz B.C. (2001) Chemical variations of the large Apollo 15 olivine-normative mare basalt rock samples. *J. Geophys. Res.* **106**, E1, 1435-1451.

Swann G.A., Hait M.H., Schaber G.C., Freeman V.L., Ulrich G.E., Wolfe E.W., Reed V.S. and Sutton R.L. (1971b) Preliminary description of Apollo 15 sample environments. U.S.G.S. Interagency report: 36. pp219 with maps

Swann G.A., Bailey N.G., Batson R.M., Freeman V.L., Hait M.H., Head J.W., Holt H.E., Howard K.A., Irwin J.B., Larson K.B., Muehlberger W.R., Reed V.S., Rennilson J.J., Schaber G.G., Scott D.R., Silver L.T., Sutton R.L., Ulrich G.E., Wilshire H.G. and Wolfe E.W. (1972) 5. Preliminary Geologic Investigation of the Apollo 15 landing site. In Apollo 15 Preliminary Science Rpt. NASA SP-289. pages 5-1-112.



Figure 12b: Photomicrographs of thin section 15678,7 by C Meyer @ 50 and 150x (crossed polarizers).

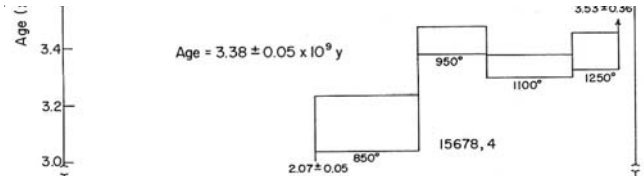

Figure 12: Ar/Ar plateau diagram for 15678 (Husain 1974).

Table 1. Chemical composition of 15674 and 15675.

	15674		15674		15674		15674		15675		15675		15675	
reference	Neal2001		Fruchter73		Chappel73		Ryder2001		Neal2001		Ryder2001		Ma78	
weight														
SiO2 %					45.04	(c)	44.6	(d)			44.7	(d)		
TiO2			2.9	(b)	2.58	(c)	2.54	(d)			2.55	(d)	2.2	(b)
Al2O3			8.1	(b)	8.95	(c)	9.17	(d)			9.19	(d)	9	(b)
FeO			21.5	(b)	22.78	(c)	22.28	(d)			22.3	(d)	21.4	(b)
MnO					0.31	(c)	0.28	(d)			0.28	(d)	0.26	(b)
MgO					9.36	(c)	9.45	(d)			9.28	(d)	10	(b)
CaO					10.15	(c)	9.97	(d)			9.94	(d)	9.1	(b)
Na2O			0.26	(b)	0.28	(c)	0.243	(d)			0.24	(d)	0.26	(b)
K2O					0.05	(c)	0.044	(d)			0.046	(d)	0.044	(b)
P2O5					0.08	(c)	0.067	(d)			0.07	(d)		(b)
S %					0.06	(c)								
sum														
Sc ppm	48.2	(a)	42	(b)			43.5	(b)	43.6	(a)	43.3	(b)	42	(b)
V	254	(a)							247	(a)			189	(b)
Cr	4229	(a)	3940	(b)	3216	(c)	3840	(b)	5875	(a)	3770	(b)		
Co	55.9	(a)	52	(b)			49.6	(b)	53	(a)	49.4	(b)	46	(b)
Ni	56.5	(a)					72	(b)	53	(a)	66	(b)	65	(b)
Cu	17	(a)					14	(b)	16	(a)				
Zn	20	(a)							22	(a)				
Ga	3.88	(a)			3.1	(c)			3.64	(a)				
Ge ppb														
As														
Se														
Rb	1	(a)			0.65	(c)			1.07	(a)				
Sr	112	(a)			101	(c)	83	(b)	122.6	(a)	88	(b)		
Y	32	(a)			24	(c)	24		36	(a)	25			
Zr	112	(a)			89	(c)	91		125	(a)	91			
Nb	7.35	(a)			7	(c)	12		7.84	(a)	9			
Mo	0.21	(a)							0.54	(a)				
Ru														
Rh														
Pd ppb														
Ag ppb														
Cd ppb														
In ppb														
Sn ppb														
Sb ppb									60	(a)				
Te ppb														
Cs ppm	0.03	(a)							0.03	(a)				
Ba	58	(a)					46	(b)	58.6	(a)	56	(b)	65	(b)
La	5.7	(a)	4.2	(b)			5.16	(b)	5.65	(a)	5.25	(b)	5.3	(b)
Ce	15	(a)					14	(b)	15.6	(a)	15.7	(b)		
Pr	2.3	(a)							2.39	(a)				
Nd	10.7	(a)					7	(b)	11.4	(a)	14	(b)		
Sm	3.56	(a)	3.2	(b)			3.78	(b)	3.7	(a)	3.74	(b)	3.6	(b)
Eu	0.94	(a)	0.87	(b)			0.92	(b)	0.95	(a)	0.94	(b)	0.87	(b)
Gd	4.7	(a)							5.18	(a)				
Tb	0.82	(a)	0.6	(b)			0.83	(b)	0.85	(a)	0.79	(b)	0.7	(b)
Dy	5.16	(a)							5.52	(a)			4	(b)
Ho	1.01	(a)							1.05	(a)				
Er	2.87	(a)							2.92	(a)				
Tm	0.37	(a)							0.38	(a)				
Yb	2.46	(a)	2.3	(b)			2.33	(b)	2.5	(a)	2.36	(b)	2.2	(b)
Lu	0.31	(a)	0.26	(b)			0.31	(b)	0.31	(a)	0.32	(b)	0.31	(b)
Hf	2.79	(a)	2.2	(b)			2.65	(b)	2.72	(a)	2.77	(b)	2.5	(b)
Ta	0.51	(a)	0.47	(b)			0.41	(b)	0.49	(a)	0.41	(b)	0.48	(b)
W ppb														
Re ppb														
Os ppb														
Ir ppb														
Pt ppb														
Au ppb														
Th ppm	0.16	(a)					0.46	(b)	0.5	(a)	0.47	(b)		
U ppm	0.05	(a)							0.13	(a)				

technique: (a) ICP-MS, (b) INAA, (c) XRF, (d) fused-bead e-probe

Table 2. Chemical composition of 15676, 15678 and 15683.

	15676		15676		15676		15676		15676		15678		15678		15683		15683		15683	
reference	Dowty73		Ma76		Neal2001		Laul73		Cuttitta73		Ryder2001		Helmke73		Dowty73		Helmke73		Neal2001		Ryder2001	
weight																						
SiO2 %	44.2	(b)							44.1	(e)	44.7	(d)			45.5	(b)	45.8	(f)			44.5	(d)
TiO2	3	(b)	2.6	(c)			2.7	(c)	2.66	(e)	2.55	(d)			2.64	(b)	2.91	(f)			2.41	(d)
Al2O3	8.9	(b)	8.5	(c)			9.5	(c)	8.76	(e)	9.16	(d)			9.4	(b)	8.04	(f)			8.99	(d)
FeO	22.4	(b)	21.7	(c)			22.5	(c)	23.03	(e)	22.32	(d)			22.6	(b)	22.8	(f)			22.03	(d)
MnO	0.27	(b)	0.27	(c)			0.27	(c)	0.28	(e)	0.28	(d)			0.3	(b)					0.284	(d)
MgO	9.2	(b)	9.1	(c)			8	(c)	9.82	(e)	9.51	(d)			9	(b)	9.6	(f)			10.33	(d)
CaO	9.5	(b)	9.3	(c)			10.7	(c)	10.1	(e)	9.93	(d)			10.3	(b)	9.37	(f)			9.62	(d)
Na2O	0.31	(b)	0.275	(c)			0.275	(c)	0.31	(e)	0.25	(d)			0.38	(b)	0.297	(f)			0.235	(d)
K2O	0.01	(b)	0.042	(c)			0.048	(c)	0.06	(e)	0.044	(d)			0.05	(b)	0.053	(f)			0.042	(d)
P2O5	0.08	(b)							0.11	(e)	0.064	(d)			0.08	(b)					0.064	(d)
S %																						
sum																						
Sc ppm			40	(c)	47	(a)	42	(c)	37	(e)	43.4	(c)	42.8	(c)			40.5	(c)	46.7	(a)	41.8	(c)
V			197	(c)	254	(a)	200	(c)	190	(e)									220	(a)		
Cr					4195	(a)	3387	(c)			3860	(c)	4230	(c)	3284	(b)	3970	(c)	4018	(a)	4230	(c)
Co			44	(c)	58	(a)	43	(c)	60	(e)	50.5	(c)	49	(c)			49	(c)	59.4	(a)	53	(c)
Ni			45	(c)	60	(a)			63	(e)	50	(c)							64.8	(a)	76	(c)
Cu					18	(a)			0.25	(e)									15.7	(a)	7	(c)
Zn					22	(a)											3	(c)	24	(a)		
Ga					3.92	(a)											4.1	(c)	4.11	(a)		
Ge ppb																						
As																						
Se																						
Rb					1.02	(a)							0.6	(c)			0.8	(c)	0.99	(a)		
Sr					115.5	(a)			130	(e)	120	(c)							111	(a)	112	(c)
Y					32.8	(a)			27	(e)	24								32	(a)	27	(c)
Zr					118	(a)	<230	(c)	70	(e)	90								105	(a)	88	(c)
Nb					7.22	(a)													7.27	(a)	6	(c)
Mo					0.03	(a)													0.07	(a)		
Ru																						
Rh																						
Pd ppb																						
Ag ppb																						
Cd ppb																						
In ppb																						
Sn ppb																						
Sb ppb																			10	(a)		
Te ppb																						
Cs ppm					0.12	(a)							0.029	(c)			0.038	(c)	0.03	(a)		
Ba					59.8	(a)	<120	(c)	56	(e)	59	(c)							59.6	(a)	50	(c)
La			5.9	(c)	5.72	(a)	5.3	(c)			5.08	(c)	4.05	(c)			5.26	(c)	5.8	(a)	4.83	(c)
Ce					14.9	(a)	15	(c)			13.6	(c)	10.5	(c)			14.6	(c)	15	(a)	13.9	(c)
Pr					2.28	(a)						(c)							2.31	(a)		
Nd					10.5	(a)					9	(c)	8.6	(c)			11.1	(c)	11	(a)	10	(c)
Sm			3.5	(c)	3.66	(a)	3.8	(c)			3.66	(c)	2.97	(c)			4.2	(c)	3.6	(a)	3.42	(c)
Eu			0.82	(c)	0.89	(a)	1	(c)			0.91	(c)	0.82	(c)			0.98	(c)	0.92	(a)	0.89	(c)
Gd					4.78	(a)						(c)	4	(c)			5.6	(c)	4.73	(a)		
Tb			0.59	(c)	0.81	(a)	0.7	(c)			0.77	(c)	0.68	(c)			0.93	(c)	0.81	(a)	0.76	(c)
Dy			4.6	(c)	5.18	(a)	4.4	(c)				(c)	4.9	(c)			5.96	(c)	5.27	(a)		
Ho					1.02	(a)						(c)	0.87	(c)			1.06	(c)	1	(a)		
Er					2.85	(a)						(c)	2.9	(c)			2.9	(c)	2.72	(a)		
Tm					0.37	(a)						(c)							0.38	(a)		
Yb			2.1	(c)	2.42	(a)	2.5	(c)			2.31	(c)	2.02	(c)			2.44	(c)	2.38	(a)	2.12	(c)
Lu			0.39	(c)	0.32	(a)	0.4	(c)			0.31	(c)	0.277	(c)			0.362	(c)	0.31	(a)	0.29	(c)
Hf			2.6	(c)	2.77	(a)	3.1	(c)			2.66	(c)	2	(c)			2.5	(c)	2.75	(a)	2.66	(c)
Ta			0.39	(c)	0.51	(a)	0.6	(c)			0.39	(c)							0.46	(a)	0.38	(c)
W ppb																			50	(a)		
Re ppb																						
Os ppb																						
Ir ppb																						
Pt ppb																						
Au ppb																						
Th ppm					0.38	(a)					0.47	(c)							0.51	(a)	0.45	(c)
U ppm					0.12	(a)													0.14	(a)		

technique: (a) ICP-MS, (b) broad beam e-porbe, (c) INAA, (d) fused bead e-probe, (e) "microchemical" (f) AA