

60335
Basaltic Impact melt
317.8 grams



Figure 1: Photo of 60335 NI showing approximate position of slab. Scale is in cm. S72-38282 (out of focus).

Introduction

60335 is a coherent basaltic impact melt rock that was found partially buried in the regolith about 70 meters from the Lunar Lander (Sutton 1981). It is aluminous in composition, with relative high trace element content. It is found to contain substantial Ni, Ir and Au.

The Pb/Pb age of 60335 was determined to be 4.08 b.y.

60335 was chosen as a key sample for geophysical measurements, because it appeared to be uniform in nature. It was also the subject of magnetic measurement (*in situ*) while on the lunar surface.

Petrography

Ryder and Norman (1980) give a superior petrographic description of 60335 in their Apollo 16 Catalog. They state that:

“60335 is a basaltic impact melt rock that exhibits a variety of melt textures. Most commonly, normally

zoned, subhedral plagioclase phenocrysts (An_{95-86}) and shocked, anhedral plagioclase xenocrysts (An_{97-95} up to 4 mm) grade into a finer grained matrix of equant to lathy plagioclase partially enclosed by olivine (Fo_{85-79} single crystals up to 10 mm). In other areas, a Si-K-rich glassy mesostasis fills the interstices. Overgrowths of orthopyroxene (Wo_3En_{76}), pigeonite (Wo_3En_{68}) and augite occasionally rim the olivines and many of the plagioclase phenocrysts display a clear rim over a shocked core. Pigeonite occasionally shows augite exsolution lamelle. Minor phases include silica,

Mineralogical Mode for 60335

	Walker et. al. 1973	Vaniman and Papike 1980
Olivine	16 wt %	9
Pyroxene	10	14
Plagioclase	64	56.5
Opakes	2	1.2
Mesostasis	8 (glassy)	3.6
Clasts		15




Figure 2: Photomicrographs of thin section 60335,69 by C Meyer @30x.

phosphates, Zr-armalcolite, ilmenite, ulvospinel, metal and schreibersite.”

“Less common melt textures in this rock include radiating clusters of plagioclase, often cored by an incompletely digested clasts and poikilitic patches in which 0.5 mm olivine encloses many small clasts and crystallites of plagioclase. Although Walker et al. (1973) and the Apollo 16 Lunar Sample Information Catalog (Butler 1972) interpret certain poikilitic areas as lithic clasts, an extensive survey of library thin section convinces us (Ryder and Norman) that these patches crystallized from the same melt that produced the bulk of the rock. Evidence for this interpretation includes the arcuate boundaries of the patches against vesicles, the tendency of the poikilitic patches to completely fill irregularly shaped areas and the fact that some of the poikilitic olivines are single crystals with olivines that are definitely a part of the ophitic matrix.”

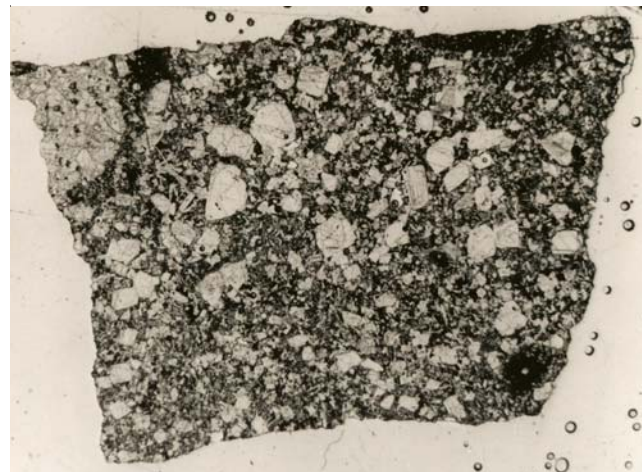


Figure 3: Photomicrograph of thin section 60335,13. Scale unknown. S72-43575.

“Lithic clasts include granoblastic anorthosite (2 mm) and granoblastic troctolite (5 mm) with accessory ilmenite and metal. Most of the lithic clasts are shocked with a well defined reaction rim of fine-grained, unshocked plagioclase.”

The texture of 60335 is illustrate in figures 2, 3 and 11. Warner et al. (1973) and Hubbard et al. (1973) originally classified 60335 as a highland basalt. However, Prinz et al. (1974) correctly argued that it was not an endogenous basalt, but rather a melted mixture of highland rocks (i.e. an impact melt). Walker et al. (1973) noted plagioclase-rich xenoliths in the rock. Brown et al. (1973), Nord et al. (1973) and Vaniman and Papike (1981) also studied 60335. Misra and Taylor (1975) and Taylor et al. (1976) studied the metallic iron and Hunter and Taylor (1981) reported rust and schreibersite.

Mineralogy

Pyroxene: Walker et al. (1973) and Vaniman and Papike (1980) determined the pyroxene composition (figure 4).

Metal: Misra and Taylor (1975) and Taylor et al. (1976) studied the metal composition (figure 5).

Schreibersite: Hunter and Taylor (1981) reported that there was schreibersite in thin sections of 60335.

Armalcolite: Brown et al. (1973) determined the composition of Zr-rich armalcolite in 60335.

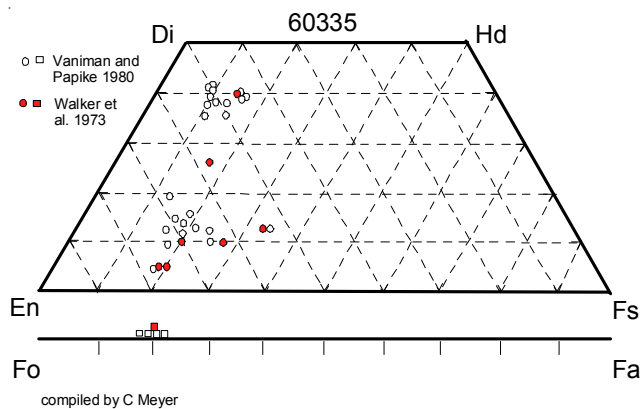


Figure 4: Pyroxene and olivine in 60335 (lifted from Vaniman and Papike 1980).

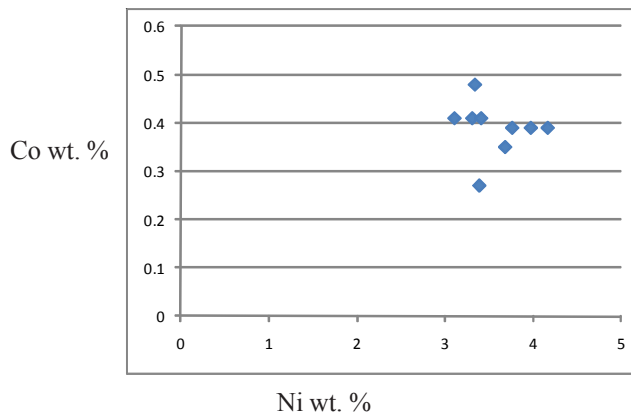


Figure 5: Ni and Co content of Fe grains in 60335 (Misra and Taylor 1975).

Chemistry

LSPET (1972), Clark and Keith (1973), Haskin et al. (1973), Rose et al. (1973), Hubbard et al. (1974) Wanke et al. (1976), Ebihara et al. (1992) and Norman et al. (2010) determined the chemical composition (table). 60335 is homogeneous and aluminous in composition (figure 6).

It has relatively high trace element content. Barnes et al. (1973) determined Ni = 333 ppm in 60335. Wanke reported very high Ni, Ir and Au (720 ppm and 17 ppm).

Radiogenic age dating

No isochron ages have been reported for 60335. Barnes et al. (1973) determined the age for 60335 as 4.08 b.y. by Pb/Pb, U/Pb and Th/Pb (concordant). Nyquist et al. (1974) and Barnes et al. (1973) have reported the Sr isotopic composition of the “whole rock”.

Cosmogenic isotopes and exposure ages

Clark and Keith (1974) determined the cosmic-ray-induced activity of 60335 as $^{22}\text{Na} = 48$ dpm/kg, $^{26}\text{Al} = 140$ dpm/kg, and $^{46}\text{Sc} = 3$ dpm/kg. Bhandari et al. (1976, 1977) studied the solar flare and cosmic ray induced tracks.

Other Studies

Morrison et al. (1973) reported the density of micrometeorite craters on all sides.

The magnetization of 60335 was measured on the lunar surface with a Lunar Portable Magnetometer (figure 10) and again with a second LPM when the sample reached the laboratory (Dyal et al. 1972). However, the degree of magnetization of 60335 was found to be

so low that no conclusions could be reached (figure 7).

The seismic velocity and physical parameters of 60335 were measured by Warren et al. 1973). Figure 8 shows the velocity of sound as a function of pressure (well below terrestrial samples due to numerous cracks).

Processing

A slab was cut through the middle of 60335 (figures 1 and 11).

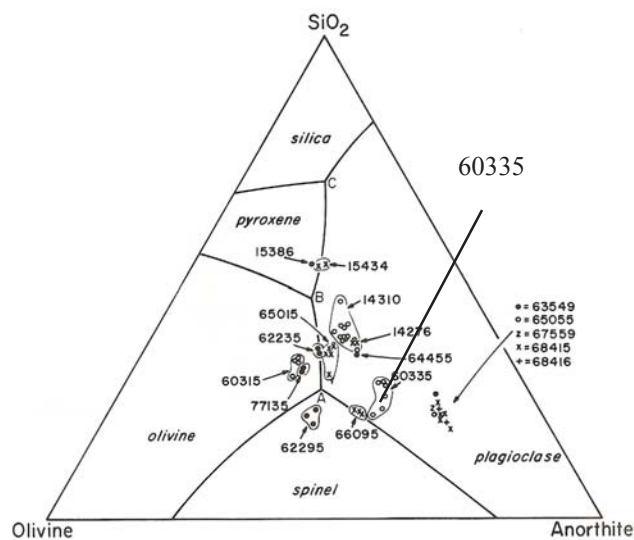


Figure 6: Major element content of 60335 plotted on "Walker" diagram.

Table 1. Chemical composition of 60335.

reference weight	LSPET73	Clark73 whole	Haskin73	Rose73	Wanke 76	Fruchter74	Wiesmann75 Hubbard 74	Norman2010	Ebihara92
SiO2 %	46.19		44.8 (d)	46.33 (d)	46.47	46.19 (a)		47.5 (c)	
TiO2	0.58		0.65 (d)	0.57 (d)	0.62	0.58 (a)		0.37 (c)	
Al2O3	25.27		24.4 (d)	25.01 (d)	24	25.27 (a)		28.7 (c)	
FeO	4.51		5.39 (d)	4.6 (d)	5.07	4.51 (a)		2.8 (c)	
MnO	0.07		0.071 (d)	0.08 (d)	0.07	0.07 (a)		0.044 (c)	
MgO	8.14		7.84 (d)	7.7 (d)	8.14	8.14 (a)		4.4 (c)	
CaO	14.43		14.7 (d)	14.23 (d)	14.2	14.43 (a)		15.6 (c)	
Na2O	0.52		0.63 (d)	0.62 (d)	0.57	0.52 (a)	0.54 (b)	0.53 (c)	
K2O	0.23	0.21 (e)	0.28 (d)	0.27 (d)	0.23	0.23 (a)	0.24 (b)	0.13 (c)	
P2O5	0.19			0.21 (d)	0.23				
S %	0.07				0.082				
sum									
Sc ppm			7.9 (a)	9.4 (d)	8.53	6.7 (a)		5.5 (c)	
V				26 (d)				13.8 (c)	
Cr	900		910 (a)	24 (d)	890	700 (a)	850 (b)	457 (c)	
Co			16 (a)	24 (d)	37	15.2 (a)		8 (c)	
Ni	77		300 (a)	392 (d)	720			163 (c)	201 (f)
Cu				8.5 (d)	7.4			3.3 (c)	
Zn			2 (a)	4 (d)	4.3			2.2 (c)	1.3 (f)
Ga			3.46 (a)	3.2 (d)	3.12			3.9 (c)	
Ge ppb					700				197 (f)
As					193				
Se					230				164 (f)
Rb	6.4		7.1 (a)	7.3 (d)	6.3		6.18 (b)	4 (c)	6.19 (f)
Sr	162			125 (d)	140		163 (b)	200 (c)	
Y	62			58 (d)	57			42 (c)	
Zr	281			240 (d)	294		292 (b)	177 (c)	
Nb	16			12 (d)	10			9.7 (c)	
Mo									
Ru									
Rh									
Pd ppb									10.2 (f)
Ag ppb									0.73 (f)
Cd ppb								34 (c)	5.1 (f)
In ppb									14.5 (f)
Sn ppb								10 (c)	
Sb ppb								9 (c)	1.62 (f)
Te ppb									5.32 (f)
Cs ppm			0.28 (a)		0.256 (a)			0.172 (c)	0.294 (f)
Ba				160 (d)	195 (a)	170 (a)	193 (b)	138 (c)	
La			22 (a)		21.1 (a)	16.2 (a)	19.9 (b)	13.4 (c)	
Ce			58 (a)		56.4 (a)	39 (a)	51.5 (b)	35 (c)	65.1 (f)
Pr					7.8 (a)			4.9 (c)	
Nd			36.4 (a)		36 (a)	29 (a)	32.4 (b)	21.7 (c)	39.2 (f)
Sm			10 (a)		8.92 (a)	8.2 (a)	9.05 (b)	6.12 (c)	
Eu			1.38 (a)		1.21 (a)	1.2 (a)	1.28 (b)	1.34 (c)	1.46 (f)
Gd					10.3 (a)		10.6 (b)	6.9 (c)	
Tb			2.03 (a)		1.9 (a)	1.5 (a)		1.23 (c)	2.27 (f)
Dy			13.9 (a)		11.7 (a)		11.5 (b)	7.62 (c)	
Ho			2.9 (a)		2.5 (a)			1.61 (c)	
Er					7.5 (a)		6.77 (b)	4.27 (c)	
Tm									
Yb			6.88 (a)	5.6 (d)	6.64 (a)	5.1 (a)	6.23 (b)	4.01 (c)	7.45 (f)
Lu			0.95 (a)		0.923 (a)	0.8 (a)	0.675 (b)	0.58 (c)	1.15 (f)
Hf			7 (a)		6.86 (a)	5.1 (a)	7.3 (b)	4.31 (c)	
Ta					0.81 (f)	0.6 (a)		0.45 (c)	
W ppb					301 (f)				
Re ppb					3.8 (f)				0.44 (f)
Os ppb									4.11 (f)
Ir ppb					17 (f)				4.03 (f)
Pt ppb									
Au ppb					16.8 (f)				4.07 (f)
Th ppm		2.75 (e)			2.85 (f)	2.8 (a)		2.2 (c)	
U ppm		0.92 (e)			0.92 (f)		1 (b)	0.62 (c)	1.07 (f)

technique: (a) INAA, (b) IDMS, (c) ICP, (d) microchemical, (e) radiation counting, (f) RNAA

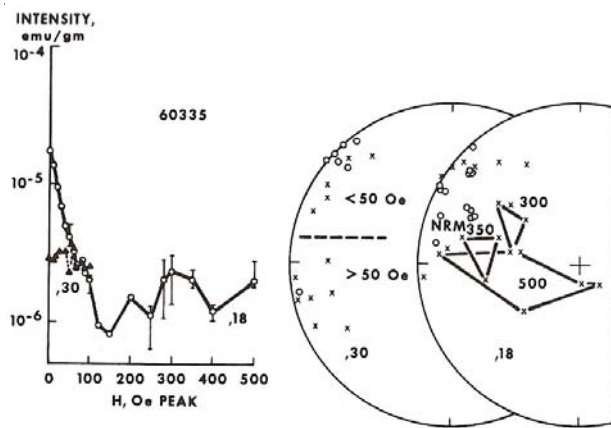


Figure 7: AF demagnetization of 60335 (Pearce et al. 1973).

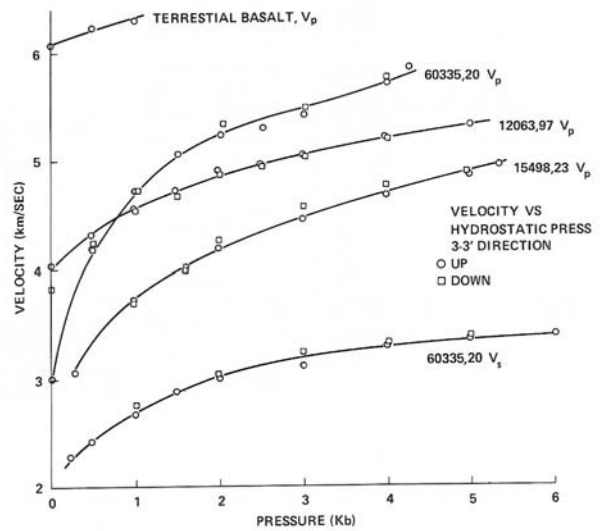


Figure 8: Sound velocity as function of hydrostatic pressure (Warren et al. 1973).



Figure 9: Photo of 60335 on lunar surface showing it was partially buried. AS16-116-18713.



Figure 10: Photo of Lunar Portable Magnetometer with 60335 on top. AS16-116-18721.


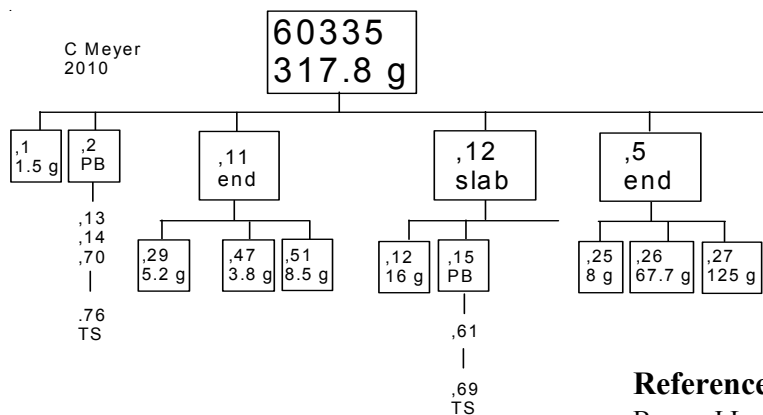


Figure 11: Photo of slab cut from 60335 showing numerous small vesicles and vugs. Cube is 1 cm. S72-51198.



References for 60335

Barnes I.L. and 7 others (1973) Isotopic abundance ratios and concentrations of selected elements in some Apollo 15 and Apollo 16 samples. *Proc. 4th Lunar Sci. Conf.* 1197-1207.

Bhandari N. (1977a) Solar flare exposure ages of lunar rocks and boulders based on ²⁶A1. *Proc. 8th Lunar Sci. Conf.* 3607-3615.

Bhandari N., Bhattacharya S.K. and Padia J.T. (1976a) Solar proton fluxes during the last million years. *Proc. 7th Lunar Sci. Conf.* 513-523.

Brown G.M., Peckett A., Phillips R. and Emeleus C.H. (1973) Mineral-chemical variations in the Apollo 16 magnesian-feldspathic highland rocks. *Proc. 4th Lunar Sci. Conf.* 505-518.



Figure 12: Pieces of 60335,5. Cube is 1 cm. S72-51190.

Butler P. (1972) Lunar Sample Information Catalog Apollo 16. Lunar Receiving Laboratory. MSC 03210 Curator's Catalog. pp. 370.

Clark R.S. and Keith J.E. (1973) Determination of natural and cosmic ray induced radionuclides in Apollo 16 lunar samples. *Proc. 4th Lunar Sci. Conf.* 2105-2113.

Dowty E., Prinz M. and Keil K. (1974d) Very high alumina basalt: A mixture and not a magma type. *Science* **183**, 1214-1215.

Dyal P., Parkin C.W., Sonett C.P., Dubois R.L. and Simmons G. (1972) Lunar Portable Magnetometer Experiment. *In* Apollo 16 Preliminary Science Report. NASA SP-315, 12-1

Ebihara M., Wolf R., Warren P.H. and Anders E. (1992) Trace elements in 59 mostly highland moon rocks. *Proc. 22nd Lunar Planet. Sci. Conf.* 417-426. Lunar Planetary Institute, Houston

Ehmann W.D. and Chyi L.L. (1974) Abundances of the group IVB elements, Ti, Zr, and Hf and implications of their ratios in lunar materials. *Proc. 5th Lunar Sci. Conf.* 1015-1024.

Haskin L.A., Helmke P.A., Blanchard D.P., Jacobs J.W. and Telunder K. (1973) Major and trace element abundances in samples from the lunar highlands. *Proc. 4th Lunar Sci. Conf.* 1275-1296.

Hubbard N.J., Rhodes J.M. and Gast P.W. (1973a) Chemistry of lunar basalts with very high alumina contents. *Science* **181**, 339-342.

Hubbard N.J., Rhodes J.M., Wiesmann H., Shih C.Y. and Bansal B.M. (1974) The chemical definition and interpretation of rock types from the non-mare regions of the Moon. *Proc. 5th Lunar Sci. Conf.* 1227-1246.

Hunter R.H. and Taylor L.A. (1981) Rust and schreibersite in Apollo 16 highland rocks: Manifestations of volatile-element mobility. *Proc. 12th Lunar Planet. Sci. Conf.* 253-259.

Janghorbani M., Miller M.D., Ma M-S., Chyi L.L. and Ehmann W.D. (1973) Oxygen and other elemental abundance data for Apollo 14, 15, 16 and 17 samples. *Proc. 4th Lunar Sci. Conf.* 1115-1126.

Korotev R.L. (1996c) On the relationship between the Apollo 16 ancient regolith breccias and feldspathic fragmental breccias, and the composition of the prebasin crust in the Central Highlands of the Moon. *Meteor. & Planet. Sci.* **31**, 403-412.

LSPET (1973) The Apollo 16 lunar samples: Petrographic and chemical description. *Science* **179**, 23-34.

LSPET (1972) Preliminary examination of lunar samples. Apollo 16 Preliminary Science Report. NASA SP-315, 7-1—7-58.

- Miller M.D., Pacer R.A., Ma M.-S., Hawke B.R., Lookhart G.L. and Ehmann W.D. (1974) Compositional studies of the lunar regolith at the Apollo 17 site. *Proc. 5th Lunar Sci. Conf.* 1079-1086.
- Misra K.C. and Taylor L.A. (1975) Characteristics of metal particles in Apollo 16 rocks. *Proc. 6th Lunar Sci. Conf.* 615-639.
- Morrison D.A., McKay D.S., Fruland R.M. and Moore H.J. (1973) Microcraters on Apollo 15 and 16 rocks. *Proc. 4th Lunar Sci. Conf.* 3235-3253.
- Nord G.L., Lally J.S., Heuer A.H., Christie J.M., Radcliffe S.V., Griggs D.T. and Fisher R.M. (1973) Petrologic study of igneous and metaigneous rocks from Apollo 15 and 16 using high voltage transmission electron microscopy. *Proc. 4th Lunar Sci. Conf.* 953-970.
- Nyquist L.E., Bansal B.M., Wiesmann H. and Jahn B.-M. (1974a) Taurus-Littrow chronology: some constraints on early lunar crustal development. *Proc. 5th Lunar Sci. Conf.* 1515-1539.
- Pearce G.W., Gose W.A. and Strangway D.W. (1973) Magnetic studies on Apollo 15 and 16 lunar samples. *Proc. 4th Lunar Sci. Conf.* 3045-3076.
- Pearce G.W. and Simonds C.H. (1974) Magnetic properties of Apollo 16 samples and implications for their mode of formation. *J. Geophys. Res.* **79**, 2953-2959.
- Powell B.N., Duncan M.A. and Weiblen P.W. (1975) Apollo 16 feldspathic melt rocks: Clues to the magmatic history of the lunar crust. *Proc. 6th Lunar Sci. Conf.* 445-460.
- Rose H.J., Cuttitta F., Berman S., Carron M.K., Christian R.P., Dwornik E.J., Greenland L.P. and Ligon D.T. (1973) Compositional data for twenty-two Apollo 16 samples. *Proc. 4th Lunar Sci. Conf.* 1149-1158.
- Ryder G. and Norman M.D. (1980) Catalog of Apollo 16 rocks (3 vol.). Curator's Office pub. #52, JSC #16904
- Simmons G., Siegfried R. and Richter D. (1975) Characteristics of microcracks in lunar samples. *Proc. 6th Lunar Sci. Conf.* 3227-3254.
- Stöffler D., Ostertag R., Reimold W.U., Borchardt R., Malley J. and Rehfeldt A. (1981) Distribution and provenance of lunar highland rock types at North Ray Crater, Apollo 16. *Proc. 12th Lunar Planet. Sci. Conf.* 185-207.
- Stöffler D., Bischoff A., Borchardt R., Burghel A., Deutsch A., Jessberger E.K., Ostertag R., Palme H., Spettel B., Reimold W.U., Wacker K. and Wanke H. (1985) Composition and evolution of the lunar crust in the Descartes highlands. *Proc. 15th Lunar Planet. Sci. Conf.* in *J. Geophys. Res.* **90**, C449-C506.
- Sutton R.L. (1981) Documentation of Apollo 16 samples. *In* Geology of the Apollo 16 area, central lunar highlands. (Ulrich et al.) U.S.G.S. Prof. Paper 1048.
- Taylor L.A., Misra K.C. and Walker B.M. (1976) Subsolidus reequilibration, grain growth, and compositional changes of native FeNi metal in lunar rocks. *Proc. 7th Lunar Sci. Conf.* 837-857.
- Vaniman D.T. and Papike J.J. (1978) The lunar highland melt-rock suite. *Geophys. Res. Lett.* **5**, 429-432.
- Vaniman D.T. and Papike J.J. (1980) Lunar highland melt rocks: Chemistry, petrology and silicate mineralogy. *In* Proc. **Conf. Lunar Highlands Crust** (Papike J.J. and Merrill R.B., eds.) 271-337. Pergamon. Lunar Planetary Institute, Houston.
- Walker D., Grove T.L., Longhi J., Stolper E.M. and Hays J.F. (1973a) Origin of lunar feldspathic rocks. *Earth Planet. Sci. Lett.* **20**, 325-336.
- Walker D., Longhi J., Grove T., Stolper E. and Hays J.F. (1973b) Experimental petrology and origin of rocks from the Descartes Highlands. *Proc. 4th Lunar Sci. Conf.* 1013-1032.
- Walker R.J. and Papike J.J. (1981a) The relationship of the lunar regolith < 10 micron fraction and agglutinates. Part II: Chemical composition of agglutinate glass as a test of the F3 model. *Proc. 12th Lunar Planet. Sci. Conf.* 421-432.
- Wänke H., Palme H., Kruse H., Baddenhausen H., Cendales M., Dreibus G., Hofmeister H., Jagoutz E., Palme C., Spettel B. and Thacker R. (1976) Chemistry of lunar highland rocks: a refined evaluation of the composition of the primary matter. *Proc. 7th Lunar Sci. Conf.* 3479-3499.
- Warner J.L., Simonds C.H. and Phinney W.C. (1973b) Apollo 16 rocks: Classification and petrogenetic model. *Proc. 4th Lunar Sci. Conf.* 481-504.
- Warren N., Trice R., Soga N. and Anderson O.L. (1973) Rock physics properties of some lunar samples. *Proc. 4th Lunar Sci. Conf.* 2611-2629.
- Wiesmann H. and Hubbard N.J. (1975) A compilation of the Lunar Sample Data Generated by the Gast, Nyquist and Hubbard Lunar Sample PI-Ships. Unpublished. JSC