

60639

Breccia with Pristine Mare Basalt and Anorthosite clasts

175.1 grams



Figure 1: Photo of glass coated side of 60639. Cube is 1 cm. NASA S72-43469.

Introduction

60639 is from the rake sample collected near the Lunar Module (Sutton 1981). It is a breccia with a glass coating on one side (figure 1). The other side is peppered with micrometeorite craters, exposing clasts of mare basalt and anorthosite (figure 2). A small glob of glass (0.5 cm) is attached on the glass covered side. *Note that B1 was probably the top side before raking.*

Petrography

The matrix of 60639 is fragmental and polymict (Ryder and Norman 1980). Lithic clasts include anorthosite,

mare basalt, and poikilitic, aphanitic and glassy breccias.

Significant Clasts

Mare Basalt: Dowty et al. (1974b, Delano (1975), Warner et al. (1976) studied a pristine clast of mare basalt (otherwise rare in the highlands). It is a coarse-grained, porphyritic, subophitic, feldspathic mare basalt containing ~ 5% olivine, ~35% plagioclase, ~ 5-10% ilmenite, ~59% pyroxene and accessory minerals. Plagioclase needles enclosed in clinopyroxene are 300-500 micron in size (figure 3).




Figure 2: Photo of micrometeorite-exposed side of 60639 showing mare basalt clast (MB) and chalky-white anorthosite clast. Cube is 1 cm. NASA S72-43470.



Figure 3: Thin section photomicrograph of mare basalt clast in 60639 (from Delano 1975). Width of field is 5 mm.

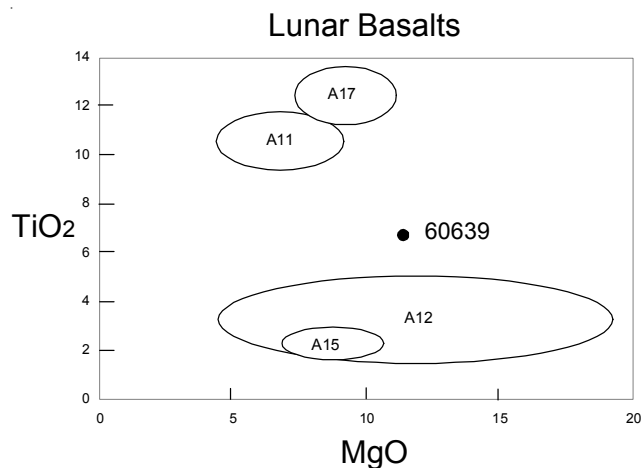


Figure 4: Composition of mare basalt clast in 60639 compared with other lunar basalts.

Anorthosite: The large white clast is cataclastic anorthosite (Warren and Wasson 1978). It is almost entirely plagioclase (An_{96}) with minor pyroxene (Wo_2En_{65} and $Wo_{43}En_{42}$)(figure 6). The anorthosite is ferroan (figure 7).

Mineralogy

Olivine: Delano (1975) report that olivine in the basalt clast is Fo72-64 and has ragged edges due to reaction with liquid during cooling.

Pyroxene: The pyroxene crystals in the mare basalt clast are chemically zoned and plot in the middle pyroxene quadrilateral (figure 5). Delano (1975) noted that the persistence of pyroxferroite in this clast means that the volcanic liquid and the breccia event cooled quickly.

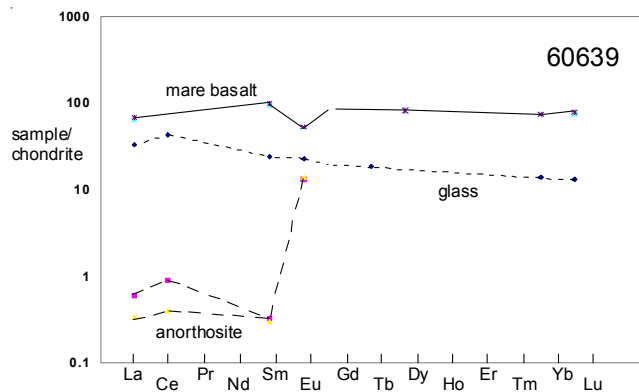


Figure 8: Normalized rare-earth-element patterns for mare basalt and anorthosite clasts and glass coating of 60639.

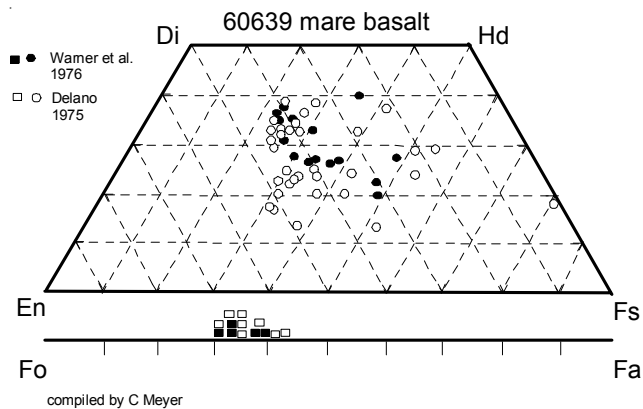


Figure 5: Pyroxene and olivine composition of mare basalt clast in 60639 (from Delano 1975 and Warner et al. 1976).

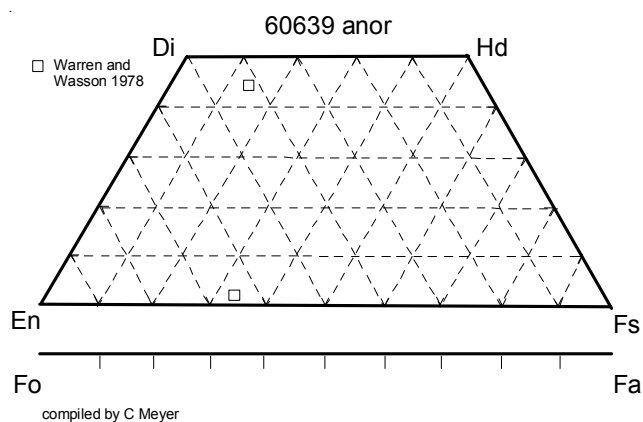


Figure 6: Composition of pyroxene in 60639 anorthosite (from Warren and Wasson 1978).

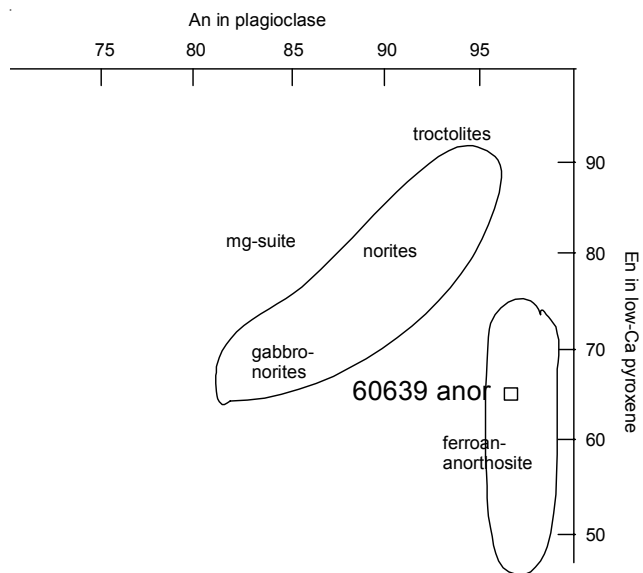
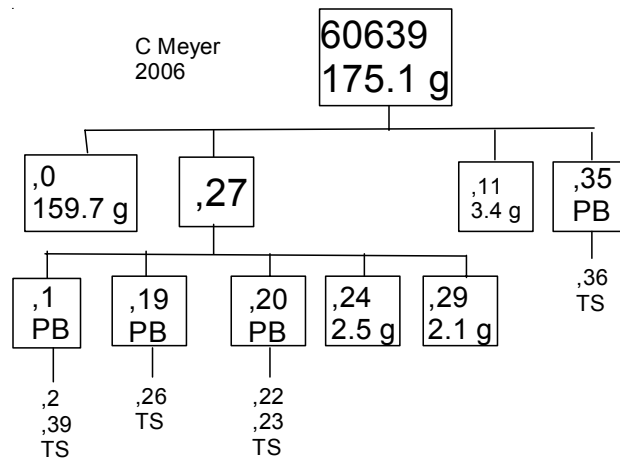


Figure 7: Plagioclase and pyroxene composition of anorthosite clast in 60639 (Warren and Wasson 1978).

Table 1. Chemical composition of 60639.

	Mare Basalt Wolf 79	Mare Basalt Warner 76 Dowty 74	Mare Basalt clast Murali 76	Anorthosite clast Warren 78 ,19 ,19	glass Morris 86 See 86	Anor Ebihara 92	matrix		
<i>reference weight</i>	,5								
SiO ₂ %		44.8 (b)		44.3 44.7 (a)	44.9 (d)				
TiO ₂		6.3 (b)	7.9 6.8 (a)		0.28 (d)				
Al ₂ O ₃		15.1 (b)	12.4 12.4 (a)	35.4 34.7 (a)	29.15 (d)				
FeO		16 (b)	20.1 19.9 (a)	3.6 3.2 (a)	4.11 (d)				
MnO		0.01 (b)	0.255 0.249 (a)						
MgO		5.2 (b)	5.5 7.5 (a)	0.38 0.32 (a)	4.72 (d)				
CaO		11.5 (b)	10.6 10.7 (a)	19.3 19.6 (a)	16.47 (d)				
Na ₂ O		0.68 (b)	0.563 0.592 (a)	0.38 0.38 (a)	0.47 (d)				
K ₂ O		0.15 (b)	0.13 0.14 (a)		0.09 (d)				
P ₂ O ₅		0.12 (b)							
S %									
<i>sum</i>									
Sc ppm			75 71 (a)		4.42 (a)				
V			79 76 (a)						
Cr		1026 (b)	1970 2135 (a)	43 43 (c)	545 (a)				
Co			19 21 (a)	1.08 0.93 (c)	35 (a)				
Ni	6 (c)			9.5 0.7 (c)	627 (a)	2.92	2040 (c)		
Cu									
Zn	1.14 (c)			2.7 1.1 (c)		1.49	10.5 (c)		
Ga				4.08 3.3 (c)					
Ge ppb	2.53 (c)			13.3 14.1 (c)		15.1	4900 (c)		
As									
Se	137 (c)					3	271 (c)		
Rb	2.11 (c)					0.105	3.86 (c)		
Sr									
Y									
Zr									
Nb									
Mo									
Ru									
Rh									
Pd ppb	1 (c)					<0.7	86.3 (c)		
Ag ppb	0.57 (c)					0.721	4.58 (c)		
Cd ppb	19350 (c)			76 65 (c)		35.7	209 (c)		
In ppb	5.64 (c)			159 176 (c)		154	197 (c)		
Sn ppb	52 (c)								
Sb ppb	35 (c)					0.77	9.58 (c)		
Te ppb	5 (c)					1.74	46.2 (c)		
Cs ppm	0.085 (c)					0.0079	0.202 (c)		
Ba			180 160 (a)		78 (a)				
La			15 16 (a)	0.14 0.08 (c)	7.9 (a)				
Ce				0.55 0.25 (c)	25.8 (a)	0.445	44.7 (c)		
Pr									
Nd						0.279	27.9 (c)		
Sm			13.7 14.7 (a)	0.049 0.044 (c)	3.56 (a)				
Eu			2.91 2.95 (a)	0.75 0.79 (c)	1.27 (a)	0.833	1.16 (c)		
Gd									
Tb						0.67 (a)	0.012 1.5 (c)		
Dy		20	20 (a)						
Ho									
Er									
Tm									
Yb			12.1 12 (a)		2.35 (a)	0.0231	5.24 (c)		
Lu			1.8 1.9 (a)		0.31 (a)	0.004	0.76 (c)		
Hf						2.41 (a)			
Ta						0.38 (a)			
W ppb									
Re ppb	0.0057 (c)			0.013 (c)		0.017	3.22 (c)		
Os ppb	0.05 (c)					<0.09	44.7 (c)		
Ir ppb	0.048 (c)			0.042 0.01 (c)		0.048	40 (c)		
Pt ppb									
Au ppb	0.04 (c)		14 19 (a)	0.02 0.017 (c)		<0.028	35 (c)		
Th ppm						1.62 (a)			
U ppm	0.51 (c)					0.48 (a)	0.0023 0.732 (c)		

technique: (a) INAA, (b) broad beam elec. Probe, (c) RNAA



Plagioclase: The plagioclase in 60639 mare basalt clast is An₇₈₋₉₆, that in the anorthosite is An₉₆.

Chemistry

Dowty et al. (1974), Murali et al. (1976) and Wolf et al. (1979) determined the composition of the basalt clast in 60639 (figure 8). Delano (1975) noted the similarity to the Luna 16 mare component. The low Ir content shows that it was a pristine volcanic liquid. Warren and Wasson (1978) studied the anorthosite clast and reported analyses indicating it is also meteorite-free.

Processing

60639 was chipped, not sawn.

References 60639.

- Butler P. (1972) Lunar Sample Information Catalog Apollo 16. Lunar Receiving Laboratory. MSC 03210 Curator's Catalog. pp. 370.
- Dowty E., Keil K. and Prinz M. (1974) Igneous rocks from Apollo 16 rake samples. Proc. 5th Lunar Sci. Conf. 431-445.
- Delano J.W. (1975) Petrology of the Apollo 16 mare component: Mare Nectaris. Proc. 6th Lunar Sci. Conf. 15-47.
- Ebihara M., Wolf R., Warren P.H. and Anders E. (1992) Trace elements in 59 mostly highland moon rocks. Proc. 22nd Lunar Planet. Sci. Conf. 417-426. Lunar Planetary Institute, Houston
- Hunter R.H. and Taylor L.A. (1981) Rust and schreibersite in Apollo 16 highland rocks: Manifestations of volatile-element mobility. Proc. 12th Lunar Planet. Sci. Conf. 253-259.
- LSPET (1973) The Apollo 16 lunar samples: Petrographic and chemical description. Science 179, 23-34.
- LSPET (1972) Preliminary examination of lunar samples. Apollo 16 Preliminary Science Report. NASA SP-315, 7-1—7-58.
- Morris R.V., See T.H. and Horz F. (1986) Composition of the Cayley Formation at Apollo 16 as inferred from impact melt splashes. Proc. 17th Lunar Planet. Sci. Conf. in J. Geophys. Res. 90 E21-E42.
- Murali A.V., Ma M-S. and Schmitt R.A. (1976) Mare basalt 60639. another easterr lunar basalt (abs). Lunar Sci. VII, 583-584.
- Ryder G. and Norman M.D. (1980) Catalog of Apollo 16 rocks (3 vol.). Curator's Office pub. #52, JSC #16904
- See T.H., Horz F. and Morris R.V. (1986) Apollo 16 impact-melt splashes: Petrography and major-element composition. Proc. 17th Lunar Planet. Sci. Conf. in J. Geophys. Res. 91, E3-E20.
- Sutton R.L. (1981) Documentation of Apollo 16 samples. In Geology of the Apollo 16 area, central lunar highlands. (Ulrich et al.) U.S.G.S. Prof. Paper 1048.
- Warner R.D., Dowty E., Prinz M., Conrad G.H., Nehru C.E. and Keil K. (1976c) Catalog of Apollo 16 rake samples from the LM area and station 5. Spec. Publ. #13, UNM Institute of Meteoritics, Albuquerque. 87 pp.
- Warren P.H. and Wasson J.T. (1978) Compositional-petrographic investigation of pristine nonmare rocks. Proc. 9th Lunar Planet. Sci. Conf. 185-217.
- Wolf R., Woodrow A. and Anders E. (1979) Lunar basalts and pristine highland rocks: Comparison of siderophile and volatile elements. Proc. 10th Lunar Planet. Sci. Conf. 2107-2130.