

**66031**  
Soil  
135 grams


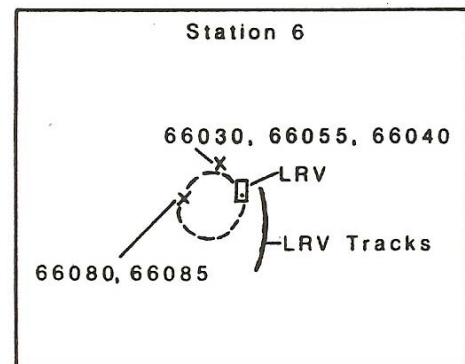
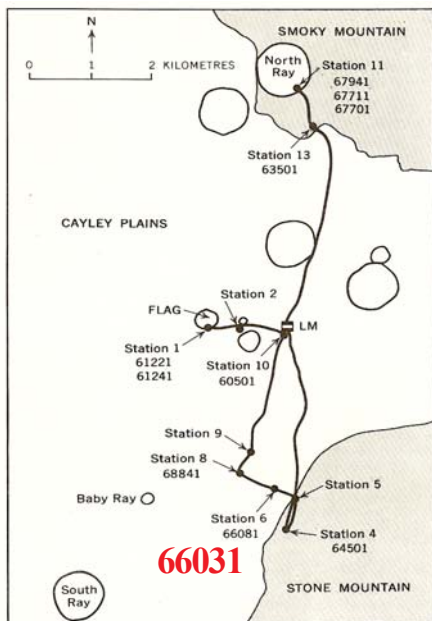


Figure 1: Location of sample 66030 at station 6. AS16-108-17627



Figures 2 and 3: Maps of Apollo 16 site and station 6 on Cayley Plain.

**Table 1. Chemical composition of 66031.**

reference weight	Korotev82	Eldridge73	Brunfeld73	
SiO <sub>2</sub> %				
TiO <sub>2</sub>			0.6	(a)
Al <sub>2</sub> O <sub>3</sub>	26.7	(a)	27.8	(a)
FeO	5.8	(a)	5.47	(a)
MnO	0.075	(a)	0.077	(a)
MgO	6.8	(a)	7.6	(a)
CaO	14.6	(a)	15.3	(a)
Na <sub>2</sub> O	0.44	(a)	0.54	(a)
K <sub>2</sub> O		0.116	(b) 0.072	(a)
P <sub>2</sub> O <sub>5</sub>				
S %				
sum				
Sc ppm	9.95	(a)	9.5	(a)
V	22	(a)	26	(a)
Cr	777	(a)	798	(a)
Co	34	(a)	29.4	(a)
Ni	480	(a)	417	(a)
Cu			8	(a)
Zn			12	(a)
Ga			4.9	(a)
Ge ppb				
As				
Se				
Rb			3.8	(a)
Sr	155	(a)	70	(a)
Y				
Zr	210	(a)		
Nb				
Mo				
Ru				
Rh				
Pd ppb				
Ag ppb				
Cd ppb				
In ppb			50	(a)
Sn ppb				
Sb ppb				
Te ppb				
Cs ppm	0.12	(a)	0.26	(a)
Ba	144	(a)	137	(a)
La	13.65	(a)	12.2	(a)
Ce	36.8	(a)	38.5	(a)
Pr				
Nd				
Sm	6.5	(a)	6.56	(a)
Eu	1.19	(a)	1.28	(a)
Gd				
Tb	1.37	(a)	1.3	(a)
Dy			7.92	(a)
Ho			1.5	(a)
Er				
Tm				
Yb	4.55	(a)	5.27	(a)
Lu	0.64	(a)	0.76	(a)
Hf	5	(a)	5.2	(a)
Ta	0.685	(a)	0.54	(a)
W ppb				
Re ppb				
Os ppb				
Ir ppb	15.4	(a)		
Pt ppb				
Au ppb				
Th ppm	2.49	(a)	1.88	(b) 1.5
U ppm	0.7	(a)	0.53	(b) 0.6

technique: (a) INAA, (b) radiation count.

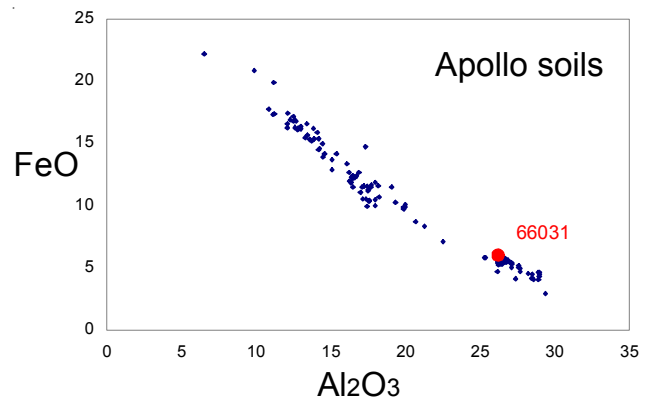


Figure 4: Composition of 66031 compared with that of Apollo soil samples.

**Introduction**

Soil sample 66030 – 66034 was collected with breccia samples 66035, 66036 and 66037. Both 66041 and 66031 were collected from the same location on the Cayley Plain near Stone Mountain (figures 1-3).

**Petrography**

66031 is a very mature soil with I<sub>s</sub>/FeO = 102 (Morris 1987). It has an average grain size of 121 microns (figure 6). The mineral mode and agglutinate content are presumably like that for 66041.

**Chemistry**

Korotev (1982) determined an average for soils from each station at Apollo 16. The analysis by Brunfeldt et al. (1973) is similar (figure 5).

Cirlin and Housley (1981) determined 71 ppb Cd and 20.5 ppm Zn.

**Cosmogenic isotopes and exposure ages**

Eldridge et al. (1973) determined the cosmic-ray-induced activity of <sup>26</sup>Al = 208 dpm/kg and <sup>22</sup>Na = 52 dpm/kg.

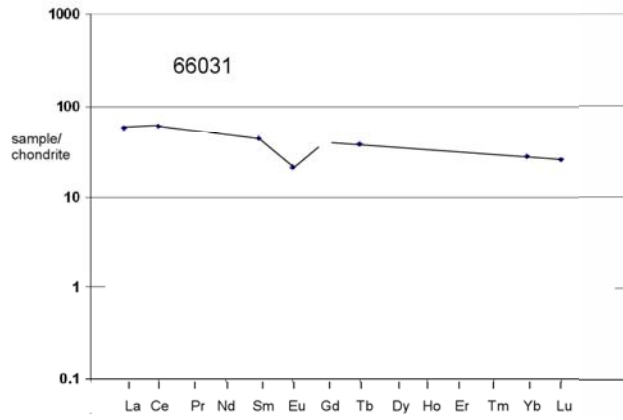
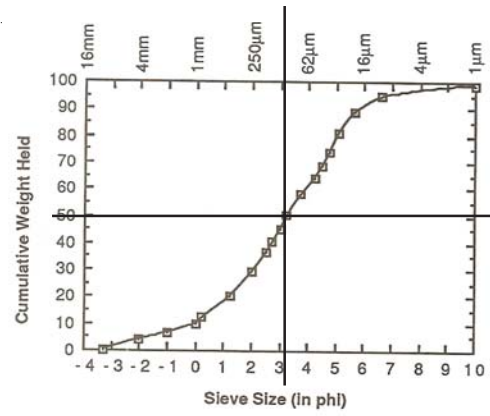


Figure 5: Normalized rare-earth-element diagram for 66031.



average grain size = 121 microns

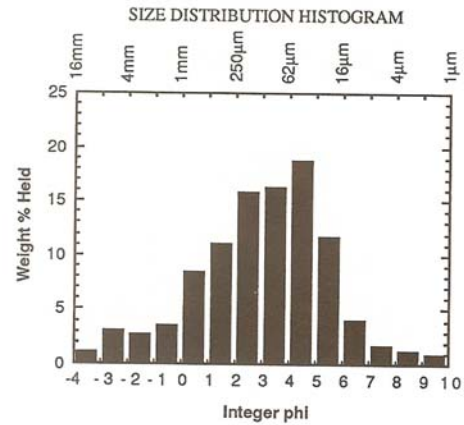
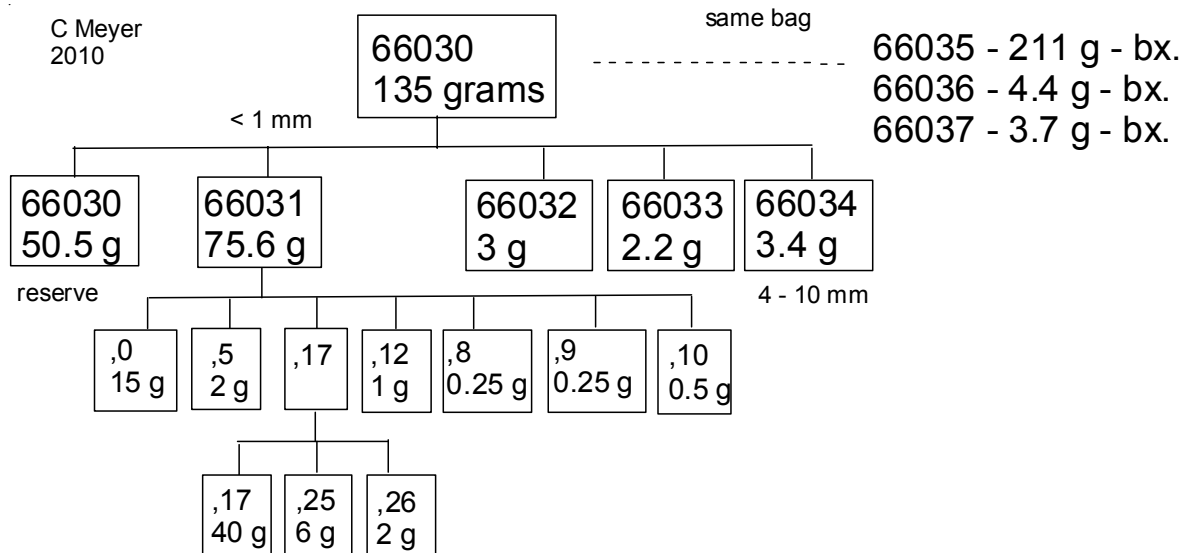


Figure 6: Grain size distribution for 66030 (Graf 1993, data by Butler et al).



## References for 66031.

- Butler P. (1972) Lunar Sample Information Catalog Apollo 16. Lunar Receiving Laboratory. MSC 03210 Curator's Catalog. pp. 370.
- Brunfelt A.O., Heier K.S., Nilssen B., Steinnes E. and Sundvoll B. (1973) Elemental composition of Apollo 15 and 16 rocks, fines and minerals (abs). *Lunar Sci.* **IV**, 100-102.
- Butler J.C., Greene G.M. and King E.A. (1973) Grain size frequency distribution and modal analysis of Apollo 16 fines. *Proc. 4<sup>th</sup> Lunar Sci. Conf.* 267-278.
- Cirlin E.H. and Housley R.M. (1981) Distribution and evolution of Zn, Cd, and Pb in Apollo 16 regolith samples and the average U-Pb ages of the parent rocks. *Proc. 12<sup>th</sup> Lunar Planet. Sci. Conf.* 529-540.
- Eldridge J.S., O'Kelley G.D. and Northcutt K.J. (1973) Radionuclide concentrations in Apollo 16 lunar samples determined by nondestructive gamma-ray spectrometry. *Proc. 4<sup>th</sup> Lunar Sci. Conf.* 2115-2122.
- Graf J.C. (1993) Lunar Soils Grain Size Catalog. NASA Pub. 1265
- Heiken G.H., McKay D.S. and Fruland R.M. (1973b) Apollo 16 soils – grain size analysis and petrography. *Proc. 4<sup>th</sup> Lunar Sci. Conf.* 251-266.
- Housley R.M., Cirlin E.H. and Grant R.W. (1973) Characterization of fines from the Apollo 16 site. *Proc. 4<sup>th</sup> Lunar Sci. Conf.* 2729-2735.
- Korotev R.L. (1982) Comparative geochemistry of Apollo 16 surface soils and samples from cores 64002 and 60002 thru 60007. *Proc. 13<sup>th</sup> Lunar Planet. Sci. Conf.* A269-A278.
- LSPET (1973) The Apollo 16 lunar samples: Petrographic and chemical description. *Science* 179, 23-34.
- LSPET (1972) Preliminary examination of lunar samples. Apollo 16 Preliminary Science Report. NASA SP-315, 7-1—7-58.
- Marvin U.B. (1972) Apollo 16 coarse fines (4-10 mm): Sample classification, description and inventory. JSC Catalog.
- Moore C.B., Lewis C.F. and Gibson E.K. (1973) Total carbon contents of Apollo 15 and 16 lunar samples. *Proc. 4<sup>th</sup> Lunar Sci. Conf.* 1613-1923.
- Moore C.B. and Lewis C.F. (1975) Total nitrogen contents of Apollo 15, 16 and 17 lunar fines samples. *Lunar Sci.* **VI**, 569-571.
- Morris R.V., Score R., Dardano C. and Heiken G. (1983) Handbook of Lunar Soils. Two Parts. JSC 19069. Curator's Office, Houston
- Morris R.V. (1978) The surface exposure (maturity) of lunar soils: Some concepts and Is/FeO compilation. *Proc. 9<sup>th</sup> Lunar Sci. Conf.* 2287-2297.
- Papike J.J., Simon S.B. and Laul J.C. (1982) The lunar regolith. *Rev. Geophys. Space Phys.* 20, 761-826.
- Sutton R.L. (1981) Documentation of Apollo 16 samples. In Geology of the Apollo 16 area, central lunar highlands. (Ulrich et al. ) U.S.G.S. Prof. Paper 1048.