

67701 – 420 grams
67710 – 409 grams
 Soil and rake residue




Figure 1: Astronaut collecting rake sample 67710 - 67776. Soil sample 67700 - 67708 was collected adjacent to tongs. White boulder "B" on rim of North Ray Crater is in distance. ASI6-106 - 17340.

Mineralogical Mode for 67701

	Heiken 1973		Houck 1982	
	67701	67711	67701	67711
Agglutinate	15.6 %	1.6	18.6	1.6
Breccia	50.6	43.6	47.1	51.3
Anorthosite	3.3	5.6	2	
Olivine	0.3	0.3		0.6
Pyroxene	4	5.3	4.7	4.2
Plagioclase	21	41	23.6	40.7
Opagues				0.3
Glass	3.2	2.3	3.6	0.9

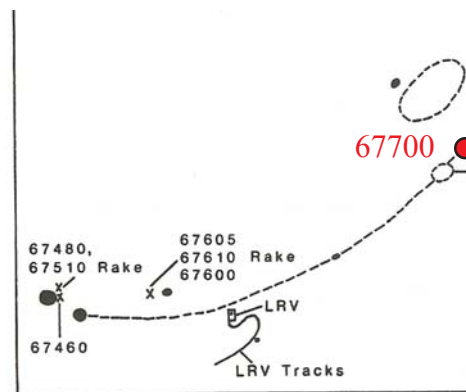


Figure 2: Rim of North Ray Crater with location of 67700.

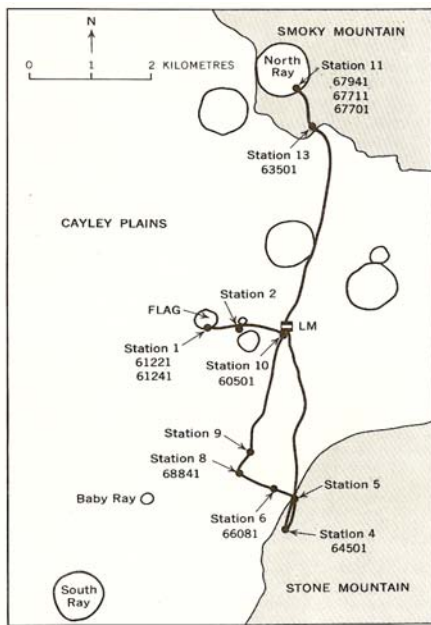


Figure 3: Map of Apollo 16 site showing location of station 11 at North Ray Crater.

Introduction

Soil sample 67700 and rake sample 67710 were collected on the rim of North Ray Crater about half way between House Rock and Boulder “B” (figure 1).

The soil samples from station 11 at North Ray Crater have noticeably coarser grain size and are less mature compared with other lunar soils probably due to the fact that NRC is only 50 m.y. old (Arvidson et al. 1975).

Petrography

67701 has a low maturity index $I_s/FeO = 39$ and few agglutinates. The average grain size is 130 – 160 microns (figure 7).

The mode for 67701 and 67711 is given in Heiken et al. (1973) and Houck (1982). Butler et al. (1973) also determined the mineral mode for different grain sizes. Butler et al. noted the small percent of glass, when compared with other Apollo 16 soils.

Housley et al. (1973) found that 67701 and other Apollo 16 soil samples contained about 0.5 wt. % metallic iron particles ~45 microns in size. They also noted that some of them appeared to have “rust” coatings.

Smith and Steele (1972) cataloged the rake samples from 67710. Marvin (1972) cataloged the coarse-fine particles and Simkin et al. (1973) studied some of them.

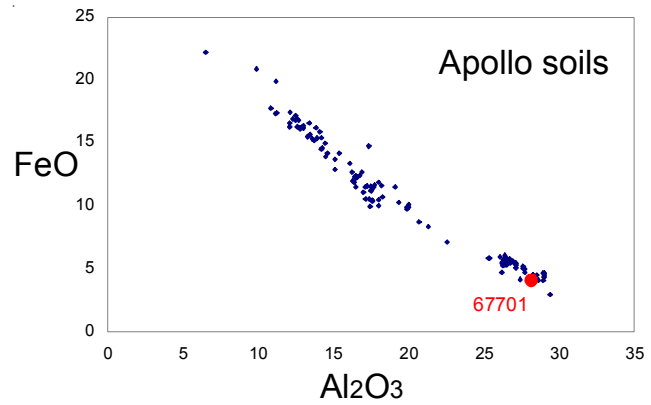


Figure 4: Composition of 67701 compared with that of other Apollo soil samples.

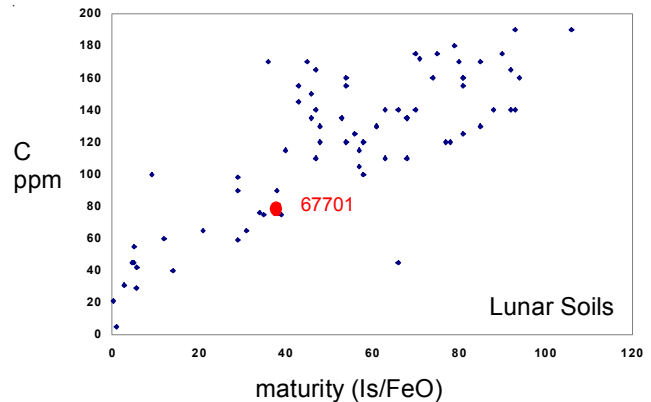


Figure 5: Carbon content and maturity index for 67701.

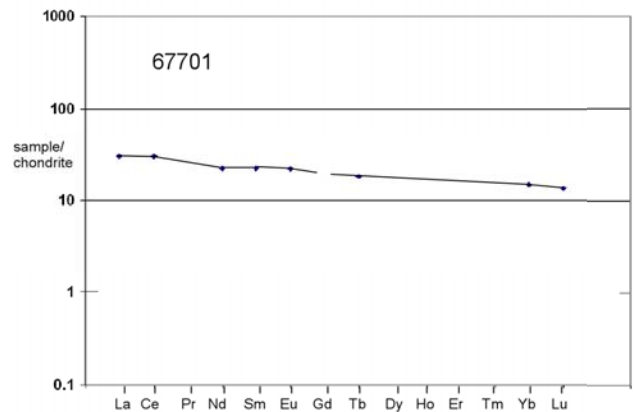
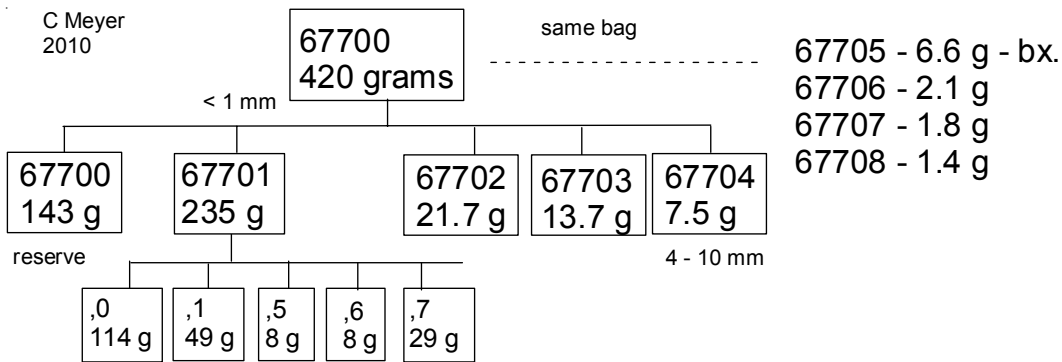


Figure 6: Normalized rare-earth-element diagram for 67701.

Chemistry

67701 and the other soils at station 11 are aluminum-rich and iron-poor (figure 4). They also are relatively low in (otherwise) trace element content (figure 6).



Moore et al. (1973) determined 65 ppm carbon for 67701 (figure 5). Moore et al. also studied the carbon content of various size fractions of 67701. Kerridge et al. (1975) determined 87 ppm carbon and 47 ppm nitrogen for 67701 and 31 ppm carbon and 4 ppm nitrogen for 67711 (good proof that C and N are both solar wind implanted elements).

Cirlin and Housley (1981) determined a low content for Cd for 67711.

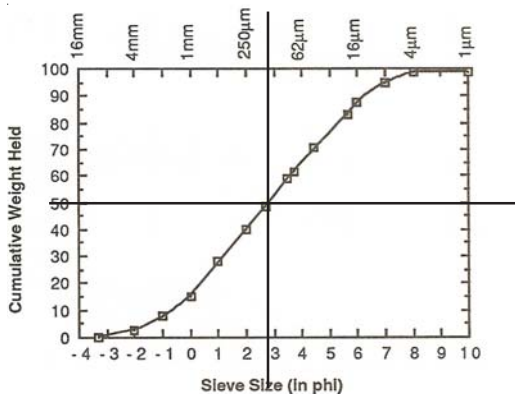
Cosmogenic isotopes and exposure ages

Clark and Keith (1973) determined the cosmic-ray-induced activity of $^{26}\text{Al} = 220$ dpm/kg, $^{22}\text{Na} = 56$ dpm/kg, $^{54}\text{Mn} = 4$ dpm/kg, and $^{46}\text{Sc} = 5$ dpm/kg. Walton et al. (1973) determined a Ne exposure age of 49 m.y.

Other Studies

Walton et al. (1973) determined the rare gas content and isotopic ratios for 67701.

Behrmann et al. (1973) determined the density of fossil nuclear tracks in 67701 (figure 8).



average grain size = 136 microns

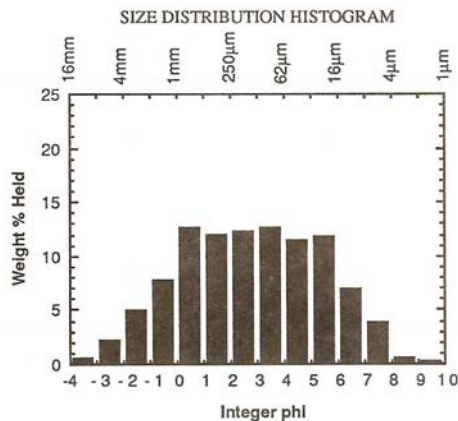
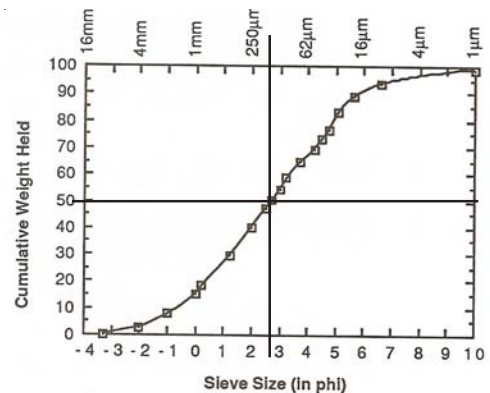


Figure 7a: Grain size distribution for 67700 (Graf 1993, data from Heiken et al. 1973).



average grain size = 161 microns

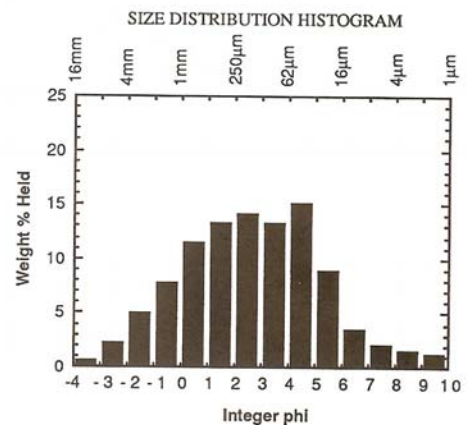
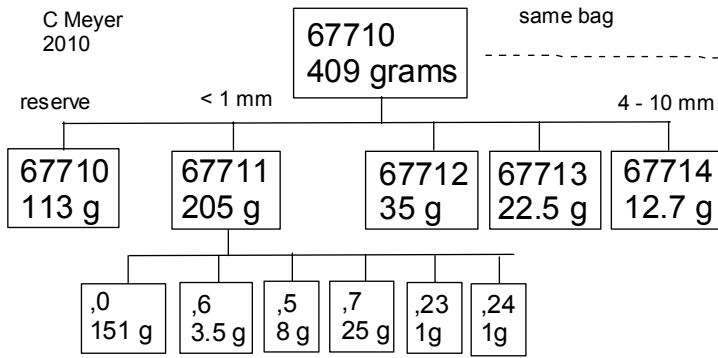
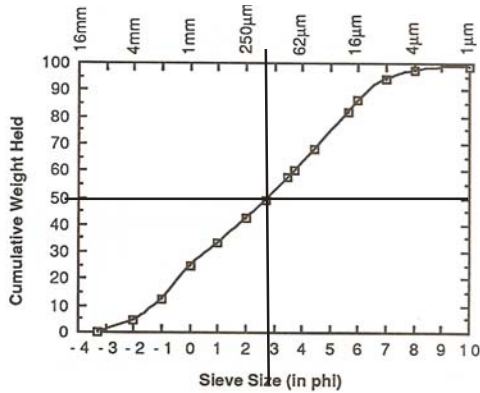


Figure 7b: Grain size distribution for 67701 (Graf 1993, from data by Butler et al.).



- | | |
|----------------------|-------|
| 67715 - 9.5 g - bx. | 67745 |
| 67716 | 67746 |
| 67717 | 67747 |
| 67718 | 67748 |
| 67719 | 67749 |
| 67725 | 67755 |
| 67726 | 67756 |
| 67727 | 67757 |
| 67728 | 67758 |
| 67729 - 73 g - glass | 67759 |
| 67735 | 67765 |
| 67736 | 67766 |
| 67737 | 67767 |
| 67738 | 67768 |
| 67739 | 67769 |
| | 67775 |
| rake samples | 67776 |



average grain size = 160 microns

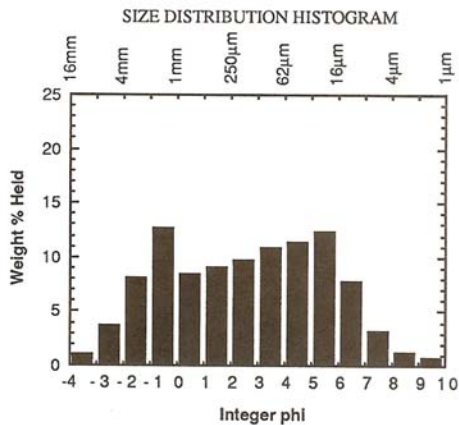


Figure 7c: Grain size distribution for 67710 (Graf 1993, from data by Heiken).

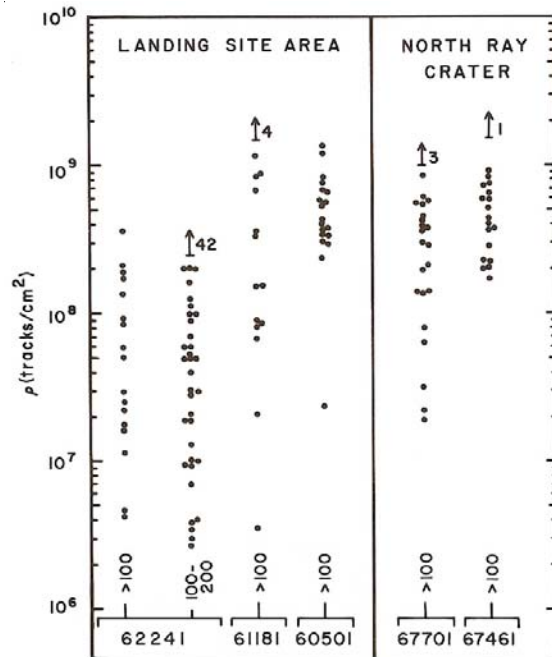


Figure 8: Density of fossil nuclear tracks in Apollo soil samples (Behrmann et al. 1973).

Table 1. Chemical composition of 67701.

<i>reference weight</i>	Taylor73	Compston73	Clark73	Korotev91	Finkelman75	Boynton76	ave. st. 11 Korotev81
SiO ₂ %	44.3 (b)	44.75 (f)					45.1
TiO ₂	0.32 (b)	0.44 (f)				0.77 (d)	0.41
Al ₂ O ₃	29.1 (b)	28.48 (f)				28 (d)	28.9
FeO	3.97 (b)	4.17 (f)		4.17 (d)		4.12 (d)	4.2
MnO		0.06 (f)				0.054 (d)	0.056
MgO	4.92 (b)	4.92 (f)				4.64 (d)	4.3
CaO	16.2 (b)	16.87 (f)		16 (d)		16.1 (d)	16.5
Na ₂ O	0.53 (b)	0.52 (f)		0.51 (d)		0.5 (d)	0.48
K ₂ O	0.19 (b)	0.07 (f)	0.076 (c)			0.066 (d)	0.065
P ₂ O ₅		0.08 (f)					
S %		0.06 (f)					
<i>sum</i>							
Sc ppm	8 (b)			7.31 (d)	8 (e)	6.9 (d)	7.3
V	22 (b)				14 (e)	27 (d)	18
Cr	570 (b)			558 (d)		580 (d)	515
Co	9.8 (b)			16.6 (d)	14 (e)	14.9 (d)	14.5
Ni	145 (b)			218 (d)	200 (e)	178 (a)	140
Cu	5 (b)				4 (e)		
Zn					26 (e)	32 (a)	8.9
Ga					3 (e)	4.4 (a)	
Ge ppb						330 (a)	
As							
Se							
Rb	1.26 (b)	1.62 (g)					1.65
Sr		181 (g)		171 (d)	170 (e)	160 (e)	180
Y	21 (b)				26 (e)	32 (e)	20
Zr	86 (b)			80 (d)	86 (e)	94 (e)	83
Nb	6 (b)						
Mo							
Ru							
Rh							
Pd ppb							
Ag ppb							
Cd ppb						36 (a)	
In ppb						2.8 (a)	
Sn ppb	100 (b)						
Sb ppb							
Te ppb							
Cs ppm	0.07 (b)			0.07 (d)			
Ba	110 (b)			88 (d)	68 (e)	78 (e)	90 (d)
La	7.64 (b)			6.99 (d)		7.3 (d)	5.9
Ce	19.7 (b)			17.9 (d)		18 (d)	
Pr	2.7 (b)						
Nd	10.5 (b)			10 (d)			
Sm	3.04 (b)			3.28 (d)		3.3 (d)	2.8
Eu	1.18 (b)			1.23 (d)		1.15 (d)	1.13
Gd	3.91 (b)						
Tb	0.63 (b)			0.66 (d)		0.66 (d)	0.56
Dy	4.13 (b)					3.9 (d)	
Ho	0.94 (b)						
Er	2.59 (b)						
Tm	0.44 (b)						
Yb	2.64 (b)			2.39 (d)		2.4 (d)	2.05
Lu	0.41 (b)			0.329 (d)		0.32 (d)	0.29
Hf	1.82 (b)			2.29 (d)		1.9 (d)	1.85
Ta				0.3 (d)		0.3 (d)	0.3
W ppb							
Re ppb							
Os ppb							
Ir ppb				7.4 (d)		4.7 (a)	
Pt ppb							
Au ppb				5 (d)		3.6 (a)	
Th ppm	1.06 (b)		1.18 (c)	1.15 (d)		1.1 (d)	1
U ppm	0.28 (b)		0.32 (c)	0.31 (d)		0.49 (d)	0.27

technique: (a) RNAA, (b) SSMS, (c) radiation count. (d) INAA, (e) OES, (f) XRF, (g) IDMS

Table 2. Chemical composition of 67711.

reference weight	Rose75		Korotev81		Finkelman75		67711
		(a)	C	F	30-1000	<30um	Simkin73 residue
SiO2 %	45.11	(a)					44.2
TiO2	0.26	(a)					0.26
Al2O3	30.27	(a)					29.4
FeO	2.96	(a)	2.98	2.67	(b)		2.96
MnO	0.04	(a)					0.06
MgO	4.38	(a)					3.86
CaO	16.6	(a)					16.3
Na2O	0.64	(a)	0.765	0.709	(b)		0.73
K2O	0.06	(a)					0.11
P2O5	0.03	(a)					
S %							
sum							
Sc ppm	4.7	(a)	4.3	4.2	(b) 5.2	4.6	(b)
V	6.5	(a)			7	10	(c) 6
Cr	410	(a)	415	485	(b) 429	414	(b) 440
Co	7.4	(a)	17.2	3.3	(b) 15.5	4	(b) 11
Ni	90	(a)	120	95	(b) 190	56	(c) 90
Cu	2.8	(a)			2	2	(c) 3
Zn	< 4	(a)			4	7	(c)
Ga	3.8	(a)			3	3	(c) 4
Ge ppb							
As							
Se							
Rb							
Sr	201	(a)			200	210	(c) 400
Y	8.9	(a)			10	10	(c) 12
Zr	30	(a)			34	39	(c) 22
Nb							
Mo							
Ru							
Rh							
Pd ppb							
Ag ppb							
Cd ppb							
In ppb							
Sn ppb							
Sb ppb							
Te ppb							
Cs ppm							
Ba	63	(a)			50	54	(c) 90
La			3.27	3.47	(b) 3	5	(b)
Ce			8.2	9.1	(b) 9	10	(b)
Pr							
Nd							
Sm			1.32	1.41	(b) 1.3	1.7	(b)
Eu			1.63	1.56	(b) 1.6	1.6	(b)
Gd							
Tb			0.31	0.3	(b)	0.4	(b)
Dy							
Ho							
Er							
Tm							
Yb			1	1.04	(b) 1.1	1.1	(b)
Lu			0.134	0.141	(b) 0.18	0.17	(b)
Hf			0.8	0.9	(b) 0.8	0.8	(b)
Ta			0.2	0.2	(b)		
W ppb							
Re ppb							
Os ppb							
Ir ppb							
Pt ppb							
Au ppb							
Th ppm			0.4	0.6	(b) 0.4	0.6	(b)
U ppm							

technique: (a)"microchemical", (b) INAA, (c) OES

References for 67701 and 67711.

- Arvidson R., Crozaz G., Drozd R.J., Hohenberg C.M. and Morgan C.J. (1975) Cosmic ray exposure ages of features and events at the Apollo landing sites. *The Moon* **13**, 259-276.
- Behrmann C.J., Crozaz G., Drozd R., Hohenberg C., Ralston C., Walker R. and Yuhas D. (1973b) Cosmic-ray exposure history of North Ray and South Ray material. *Proc. 4th Lunar Sci. Conf.* 1957-1974.
- Boynton W.V., Chou C.-L., Robinson K.L., Warren P.H. and Wasson J.T. (1976) Lithophiles, siderophiles and volatiles in Apollo 16 soils and rocks. *Proc. 7th Lunar Sci. Conf.* 727-742.
- Butler P. (1972) Lunar Sample Information Catalog Apollo 16. Lunar Receiving Laboratory. MSC 03210 Curator's Catalog. pp. 370.
- Butler J.C., Greene G.M. and King E.A. (1973) Grain size frequency distribution and modal analysis of Apollo 16 fines. *Proc. 4th Lunar Sci. Conf.* 267-278.
- Cirlin E.H. and Housley R.M. (1981) Distribution and evolution of Zn, Cd, and Pb in Apollo 16 regolith samples and the average U-Pb ages of the parent rocks. *Proc. 12th Lunar Planet. Sci. Conf.* 529-540.
- Clark R.S. and Keith J.E. (1973) Determination of natural and cosmic ray induced radionuclides in Apollo 16 lunar samples. *Proc. 4th Lunar Sci. Conf.* 2105-2113.
- Compston W., Vernon M.J., Chappell B.W. and Freeman R. (1973) Rb-Sr model ages and chemical composition of nine Apollo 16 soils (abs). *Lunar Sci.* **IV**, 158.
- von Engelhardt W., Hurrle H. and Luft E. (1976) Microimpact-induced changes of textural parameters and modal composition of the lunar regolith. *Proc. 7th Lunar Sci. Conf.* 373-392.
- Finkelman R.B., Baedeker P.A., Christian R.P., Berman S., Schnepfe M.M. and Rose H.J. (1975) Trace-element chemistry and reducing capacity of size fractions from the Apollo 16 regolith. *Proc. 6th Lunar Sci. Conf.* 1385-1398.
- Graf J.C. (1993) Lunar Soils Grain Size Catalog. NASA Pub. 1265
- Heiken G.H., McKay D.S. and Fruland R.M. (1973b) Apollo 16 soils – grain size analysis and petrography. *Proc. 4th Lunar Sci. Conf.* 251-266.
- Houck K.J. (1982a) Petrologic variations in Apollo 16 surface soils. *Proc. 13th Lunar Planet. Sci. Conf.* J. Geophys. Res. **87**, A197-A209.
- Housley R.M., Cirlin E.H. and Grant R.W. (1973) Characterization of fines from the Apollo 16 site. *Proc. 4th Lunar Sci. Conf.* 2729-2735.
- Kerridge J.F., Kaplan I.R., Petrowski C. and Chang S. (1975) Light element geochemistry of Apollo 16 rocks and soils. *Geochim. Cosmochim. Acta* **39**, 137-162.
- Korotev R.L. (1991) Geochemical stratigraphy of two regolith cores from the Central Highlands of the Moon. *Proc. 21st Lunar Planet. Sci. Conf.* 229-289. Lunar Planetary Institute, Houston
- LSPET (1973) The Apollo 16 lunar samples: Petrographic and chemical description. *Science* 179, 23-34.
- LSPET (1972) Preliminary examination of lunar samples. Apollo 16 Preliminary Science Report. NASA SP-315, 7-1—7-58.
- Marvin U.B. (1972) Apollo 16 coarse fines (4-10 mm): Sample classification, description and inventory. JSC Catalog.
- Moore C.B., Lewis C.F. and Gibson E.K. (1973) Total carbon contents of Apollo 15 and 16 lunar samples. *Proc. 4th Lunar Sci. Conf.* 1613-1923.
- Moore C.B. and Lewis C.F. (1975) Total nitrogen contents of Apollo 15, 16 and 17 lunar fines samples. *Lunar Sci.* **VI**, 569-571.
- Morris R.V., Score R., Dardano C. and Heiken G. (1983) Handbook of Lunar Soils. Two Parts. JSC 19069. Curator's Office, Houston
- Morris R.V. (1978) The surface exposure (maturity) of lunar soils: Some concepts and Is/FeO compilation. *Proc. 9th Lunar Sci. Conf.* 2287-2297.
- Nunes P.D., Tatsumoto M., Knight R.J., Unruh D.M. and Doe B.R. (1973b) U-Th-Pb systematics of some Apollo 16 lunar samples. *Proc. 4th Lunar Sci. Conf.* 1797-1822.
- Papike J.J., Simon S.B. and Laul J.C. (1982) The lunar regolith. *Rev. Geophys. Space Phys.* **20**, 761-826.
- Rose H.J., Baedeker P.A., Berman S., Christian R.P., Dwornik E.J., Finkelman R.B. and Schnepfe M.M. (1975a) Chemical composition of rocks and soils returned by the Apollo 15, 16, and 17 missions. *Proc. 6th Lunar Sci. Conf.* 1363-1373.

Simkin T., Noonan A.F., Switzer G.S., Mason B., Nelen J.A. and Thomson G. (1973) Composition of Apollo 16 fines 60051, 60052, 64811, 64812, 67711, 67712, 68821 and 68822. *Proc. 4th Lunar Sci. Conf.* 279-289.

Smith J.V. and Steele I.M. (1972) Apollo 16 rake samples 67515 to 68537: Sample classification, description and inventory. Curator's Catalog. JSC

Sutton R.L. (1981) Documentation of Apollo 16 samples. In Geology of the Apollo 16 area, central lunar highlands. (Ulrich et al.) U.S.G.S. Prof. Paper 1048.

Taylor S.R., Gorton M.P., Muir P., Nance W.B., Rudowski R. and Ware N. (1973a) Composition of the Descartes region, lunar highlands. *Geochim. Cosmochim Acta* **37**, 2665-2683.

Walton J.R., Lakatos S. and Heymann D. (1973) Distribution of inert gases in fines from the Cayley-Descartes region. *Proc. 4th Lunar Sci. Conf.* 2079-2096.

Wieler R., Etique Ph., Signer P. and Poupeau G. (1980) Record of the solar corpuscular radiation in minerals from lunar soils: A comparative study of noble gases and tracks. *Proc. 11th Lunar Planet. Sci. Conf.* 1369-1393.