

79215
Feldspathic Granulitic Impactite
553.8 grams



Figure 1: Photo of 79215 showing both freshly broken surface and patina covered exterior. Cube is 1 cm for scale. NASA S73-17184.

Introduction

Sample 79215 was found on the surface near Van Serg Crater (Muehlberger et al. 1974). Its orientation on the surface is known from photographs (see figure 224 in Wolfe et al. 1981) and from the distinct “soil line” around the sample (figure 1). Light-colored rocks in the bottom of Van Serg Crater may be related.

79215 is a holocrystalline, feldspar-rich rock with a granoblastic texture that was formed by a high temperature metamorphic process of unknown origin. The sample is low in KREEP elements, but high in meteoritic siderophiles. It is apparently an annealed aggregate of relict anorthositic and troctolitic cumulates, with an added meteoritic component. Within 79215 are numerous “oxide complexes” with surrounding reaction corona. The temperature of

metamorphism can be calculated from mineral pairs (800 to 950 deg C).

79215 has been dated at $\sim 3.9 \pm 0.1$ b.y., with a long exposure to cosmic rays (170 - 330 m.y.) It is an oriented sample with a thick patina and numerous micrometeorite craters.

Petrography

McGee et al. (1979) and Neal and Taylor (1993) summarized what is known about 79215. This large rock is a coherent granulitic impactite, characterized by a granoblastic matrix of equant plagioclase grains (An_{95} ; 0.1 mm) which meet at 120 deg triple junctions with smaller intersertal grains of olivine, pyroxene and opaque minerals (Bickel et al. 1976; McGee et al. 1978)(figure 2).




Figure 2: Photomicrographs of thin section 79215,62 (field of view is 0.7 mm). Top is plane-polarized light, middle is crossed-polarized, and bottom is reflected. NASA S79-27264, 27265 and 27263 respectively.

The mineralogical mode was determined for 9 regions in 79215 (see tables). McGee et al. (1978) determined that the rock is about 72% matrix and 28% relict lithic clasts. This variation is also seen in the chemical data of Blanchard et al. (1977). On average the sample is about 80 % plagioclase, 10 % olivine and 8 % pyroxene.




Figure 3: Photo of thin section 79215,73. Scale ~ 1 x 2 cm.



Figure 4: Photo of thin section 79215,55. Scale ~ 1 x 2 cm.

In spite of the variation in mineral mode, the mineral compositions are rather constant (equilibrated?).

McGee et al. (1978) studied numerous reaction corona surrounding small “opaque complexes” in the matrix. These complexes consist of core assemblages which may include spinel, ilmenite, armalcolite, troilite, rutile and metallic iron which are surrounded by corona of plagioclase and occasionally olivine. Chomite spinel is the dominant constituent of the oxide assemblages. The plagioclase in the corona are slightly zoned outward from An_{96-90} .

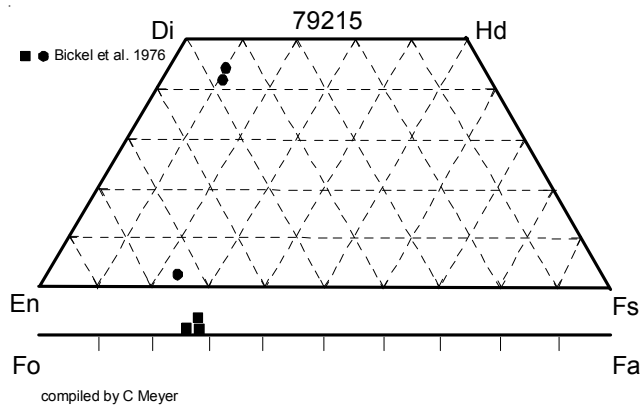


Figure 5: Olivine and pyroxene composition of 79215 as (from Bickel et al. 1976).

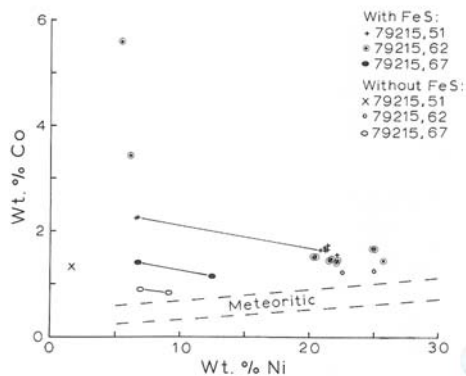


Figure 6: Ni and Co content of metal grains in 79215 (from Bickel et al. 1976).

The temperature of metamorphism can be calculated from the composition of high and low-Ca pyroxene (Cushing et al. 1999) and/or olivine-ilmenite pairs (Anderson and Lindsley 1979). Cushing et al. determined the annealing temperature as 1082 deg C, while Anderson and Lindsley calculate only 660 deg C. McGee et al. (1978) calculated annealing temperatures from 800 to 950 deg C from several mineral pairs.

Mineralogy

Plagioclase: Plagioclase is An₉₂₋₉₆. Some large grains have “necklaces” of olivine.

Mineralogical Mode of 79215

	Bickel et al. 1976								
Plagioclase:	89 %	71.3	86.2	80.6	83.4	77.8	83.8	78.2	85.5
High-Ca Pyx.	3.2	0.9	1.7	4.3	5.3	3.4	4.2	3.5	4.1
Low-Ca Pyx.	1.9	0.4	0.1	4.1	3.3	6.3	3.9	9.4	3.3
Olivine	4.5	23.7	10.1	10.5	7.2	10.3	7.1	8.6	6.2
Oxides	0.4	0.4	0.5	0.4	0.4	0.2	0.2	0.2	0.5
Metal and troilite	0.1	.01	0.2	0.1	0.1	0.04	0.05	0.1	0.4
Apatite:	1	3.3	1.2	0.01	0.3	1.9	0.8	0	0

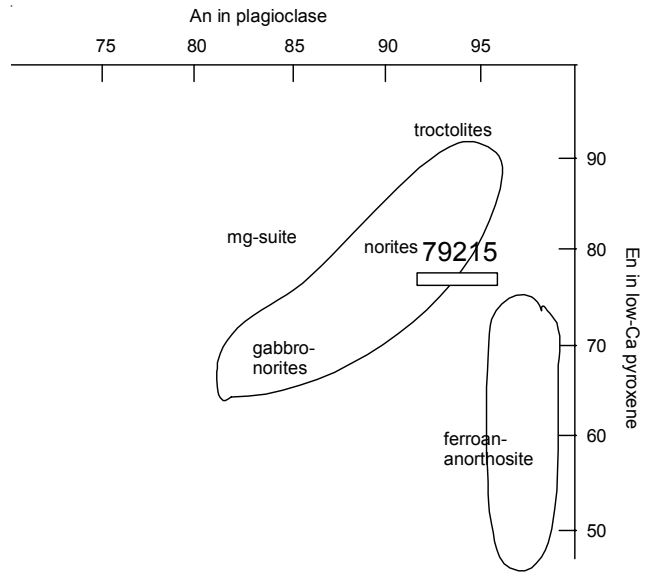


Figure 7: Pyroxene and plagioclase composition of 79215.

Pyroxene: Bickel et al. (1976), McGee et al. (1978), Cushing et al. (1999) and Hudgins et al. (2008) all report pyroxene composition (figure 5).

Olivine: The olivine in 79215 has a range in composition (Fo₇₂₋₈₆).

Chromite: Spinel ranges in composition from chromite to ulvospinel (McGee et al. 1978).

Ilmenite: McGee et al. found 6-10% MgO in ilmenite.

Metallic iron: The Ni and Co data for metal in 79215 originally reported by Bickel et al. (1976), were simply repeated by Ryder et al. (1980).

Apatite: Megacrysts of subhedral apatite (up to 1.5 mm) are observed in many of the sections and are believed to have formed during annealing (McGee et al. 1979). Bickel et al. (1976) give a partial analysis.

Armalcolite: McGee et al. determined the chemical composition of armalcolite.

Mineralogical Mode of 79215

McGee et al. 1978

	Matrix	Mineral Clasts	Annorthosite clasts	Troctolite clasts	Whole Rock
	72%	5%	20%	3%	100%
Plagioclase:	78.8	68.3	93.3	42.4	80
Olivine:	13.4	19.3	5.8	30.5	12.7
Orthopyroxene:	5	4.5	0.8	21	4.6
Clinopyroxene:	2.4		0.1	6.1	2
Apatite:		7.8			0.4
Spinel:	0.1				0.1
Ilmenite:	0.1				0.1
Metal:	0.03				0.02
Troilite:	0.07				0.05

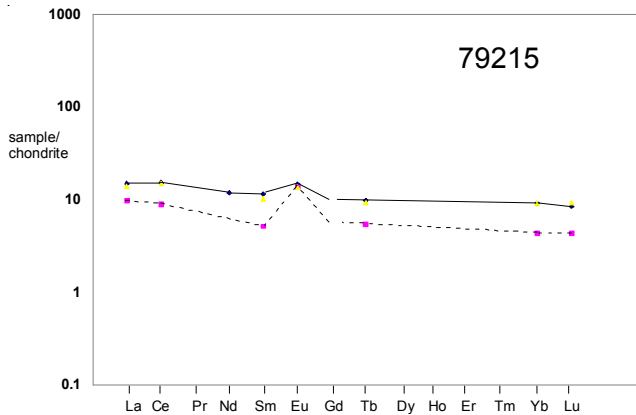


Figure 8: Normalized rare-earth-element diagram for 79215 (data from tables).

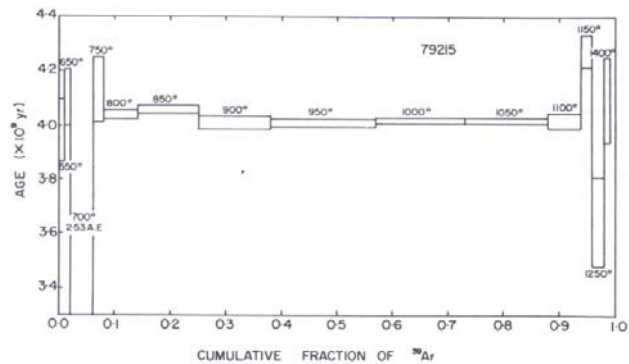


Figure 9: Ar/Ar plateau for 79215 from McGee et al. (1978).

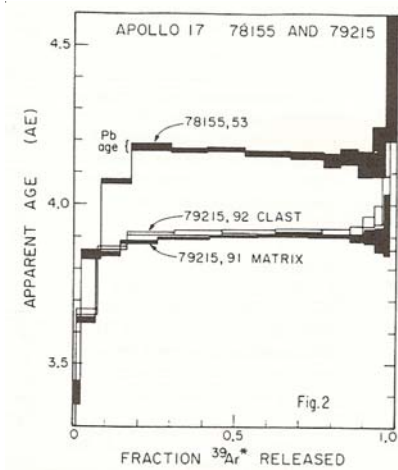


Figure 11: Ar/Ar plateau diagram for 79215 compared with that of 78155 (Oberli et al. 1979).

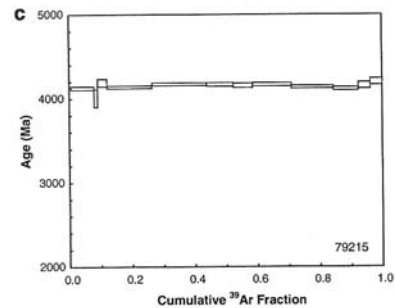


Figure 10: Ar/Ar plateau diagram for 79215 (Hudkins et al. 2008).

Summary of Age Data for 79215

	Ar/Ar
McGee et al 1978	4.03 ± 0.02 b.y.
Oberli et al. 1979	3.91
Hudkins et al. 2008	3.871 ± 0.040

Chemistry

The chemical composition of several pieces of 79215 is given by Blanhard et al. (1977) and Lindstrom and Lindstrom (1986). Fruchter et al. (1975) measured the Th content of the whole sample (550 grams) by radiation counting. Note that the Th for the bulk rock

is higher than for the individual splits that were measured. Hudkins et al. (2008) and Higuchi and Morgan (1975) also analysed the sample, finding high siderophiles throughout. The REE pattern is flat and similar to that of other feldspathic granulites (figure 8).

Table 1a. Chemical composition of 79215.

reference weight	Bickel 76	McGee78	Higuchi and Morgan 1975				Fruchter75	Hudgins 2008					
SiO2 %	43.8	(c)	43.4	(c)									
TiO2	0.3	(c)	0.13	(c)									
Al2O3	27.7	(c)	28.5	(c)									
FeO	4.6	(c)	4.3	(c)									
MnO	0.06	(c)	0.04	(c)									
MgO	6.3	(c)	6.3	(c)									
CaO	15.9	(c)	15.9	(c)									
Na2O	0.5	(c)	0.38	(c)									
K2O	0.1	(c)	0.09	(c)			0.113	(b)					
P2O5			0.17	(c)									
S %			0.02	(c)									
sum													
Sc ppm								7.7	8	7.8	7.8	(d)	
V													
Cr													
Co								16.5	18.6	16.3	15.4	(d)	
Ni			221	255	16	(a)		122	125	132	107	(d)	
Cu													
Zn			1.6	2.3	6.6	(a)							
Ga													
Ge ppb			39	33	36	(a)							
As													
Se			34	176	424	(a)							
Rb			0.465	0.489	0.187	(a)							
Sr								140	166	139	144	(d)	
Y													
Zr								47	38	49	46	(d)	
Nb													
Mo													
Ru													
Rh													
Pd ppb													
Ag ppb			0.71	1.16	3.37	(a)							
Cd ppb			1.04	0.98	1.92	(a)							
In ppb													
Sn ppb													
Sb ppb			1.3	2.79	6.36	(a)							
Te ppb			1.9	17	30	(a)							
Cs ppm			0.004	0.005	0.005	(a)							
Ba								89	83	111	135	(d)	
La								3.25	3.01	3.15	3.51	(d)	
Ce								8	7.1	7.9	9.2	(d)	
Pr													
Nd								4.7	4.7	4.2	5.4	(d)	
Sm								1.46	1.31	1.34	1.72	(d)	
Eu								0.81	0.8	0.82	0.83	(d)	
Gd													
Tb								0.31	0.29	0.3	0.36	(d)	
Dy													
Ho													
Er													
Tm													
Yb								1.41	1.43	1.39	1.5	(d)	
Lu								0.198	0.209	0.197	0.209	(d)	
Hf								1.39	1.23	1.26	1.15	(d)	
Ta								0.2	0.24	0.12	0.14	(d)	
W ppb													
Re ppb			0.5	1.9	2.1	(a)							
Os ppb													
Ir ppb			6.95	21.3	28.8	(a)		6	6	6.6	6.6	(d)	
Pt ppb													
Au ppb			1.67	8.27	15.6	(a)		1.1	5	1.9	2.2	(d)	
Th ppm							0.88	(b)	1.05	0.64	0.77	1.64	(d)
U ppm			0.043	0.19	0.56	(a)	0.03	(b)	0.39	0.21	0.27	0.72	(d)

technique: (a) RNAA, (b) radiation counting, (c) calculated, (d) INAA

Table 1b. Chemical composition of 79215.

<i>reference</i>	Blanchard77						
<i>weight</i>	Lindstrom 86						
SiO2 %	39.4	43.2	44.8	43.5	44.4	44.8	
TiO2	0.3	0.3	0.3	0.4	0.3	0.5	
Al2O3	10.4	25.8	27.6	26.7	27.9	27.4	
FeO	18.2	4.96	4.15	4.91	3.4	4.86	
MnO	0.17	0.058	0.054	0.063	0.045	0.064	
MgO	24.2	8.51	5.84	7.33	6.18	7.4	
CaO	6.17	15.6	16.3	15.6	16	14.4	
Na2O	0.222	0.616	0.549	0.557	0.616	0.58	(d)
K2O	0.034	0.11	0.107	0.113	0.128	0.119	
P2O5							
S %							
<i>sum</i>							
Sc ppm	7.07	4.6	7.14	7.69	5.53	8.14	(d)
V							
Cr	1628	472	670	787	4555	739	(d)
Co	71.2	17.6	18.8	16.6	7.3	18.9	(d)
Ni	680	152	215	110		126	(d)
Cu							
Zn							
Ga							
Ge ppb							
As							
Se							
Rb							
Sr							
Y							
Zr							
Nb							
Mo							
Ru							
Rh							
Pd ppb							
Ag ppb							
Cd ppb							
In ppb							
Sn ppb							
Sb ppb							
Te ppb							
Cs ppm							
Ba							
La	1.01	2.33	2.5	3.3	2.45	2.65	(d)
Ce	22.4	5.5	6.5	9.1	6.6	6.8	(d)
Pr							
Nd							
Sm	0.481	0.768	1.03	1.53	0.96	1.19	(d)
Eu	0.35	0.77	0.77	0.77	0.94	0.84	(d)
Gd							
Tb	0.12	0.2	0.23	0.34	0.22	0.28	(d)
Dy							
Ho							
Er							
Tm							
Yb	0.78	0.72	1.07	1.5	0.79	1.37	(d)
Lu	0.132	0.106	0.16	0.23	0.108	0.24	(d)
Hf	0.6	0.56	1.34	1.1	0.45	1.2	(d)
Ta				0.14			(d)
W ppb							
Re ppb							
Os ppb							
Ir ppb							
Pt ppb							
Au ppb							
Th ppm	0.46	0.53	0.21	0.37	0.5	0.32	(d)
U ppm							

technique: (d) INAA




Figure 12: Sawn surface of 79215,2 showing saw marks. Cube is 1 cm. S74-15594.

Radiogenic age dating

Both McGee et al. (1978) and Hudgins et al. (2008) obtained good plateau ages by the stepwise heating technique, but they are not in agreement (figures 9-11). McGee et al. and Hudgins et al. also used the laser probe technique to date spots.

Murthy (1978) reported the initial Sr isotope ratio for plagioclase from 79215. Oberli et al. (1979) reported Pb.

Cosmogenic isotopes and exposure ages

McGee et al. (1978) reported an Ar exposure age of 170 ± 10 m.y., while Hudgins et al. (2008) reported an Ar exposure age of 339 ± 24.2 m.y.

Nautiyal et al. (1981) and Venkatesan et al. (1982) determined cosmogenic He, Ne, Ar and Xe as a function

of depth in 79215. Bhandari (1977) studied tracks and measured ^{26}Al a function of depth. These SCR depth profile studies have not been interpreted.

Other Studies

Hohenberg et al. (1980) reported Xe isotopes determined by Morgan (1975). Venkatesan et al. (1982) also reported the isotopic ratio of Xe.

Processing

79215 is an oriented sample with a thick patina and numerous micrometeorite craters. A two-part slab was cut through the rock (figure 13). Half of the slab is thin (~2 mm) and broke into pencil-shaped pieces (4) and half is thick (~1.5 cm) and subdivided (5,6,7,9).


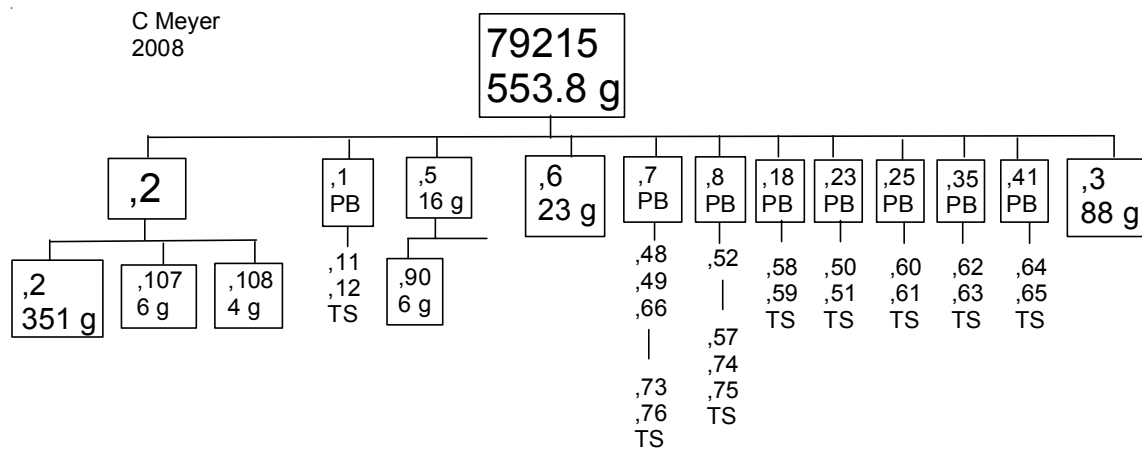


Figure 13: Processing photo of 79215 showing pieces of two-part slab and fine sawdust. NASA S 74-17837. Cubes are 1 cm for scale.



References for 79215

- Andersen D.J. and Lindsley D.H. (1979) The olivine-ilmenite thermometer. Proc. 10th Lunar Planet. Sci. Conf. 493-507.
- Bhandari N. (1977a) Solar flare exposure ages of lunar rocks and boulders based on ²⁶Al. Proc. 8th Lunar Sci. Conf. 3607-3615.
- Bhandari N., Bhattacharya S.K. and Padia J.T. (1976a) Solar proton fluxes during the last million years. Proc. 7th Lunar Sci. Conf. 513-523.
- Bickel C.E., Warner J.L. and Phinney W.C. (1976a) Petrology of 79215: Brecciation of a lunar cumulate. Proc. 7th Lunar Sci. Conf. 1793-1819.
- Bickel C.E., Warner J.L. and Phinney W.C. (1976b) 79215: A unique, early lunar breccia (abs). Lunar Sci. VII, 55-57. Lunar Planetary Institute, Houston.
- Blanchard D.P., Jacobs J.W. and Brannon J.C. (1977a) Chemistry of ANT-suite and felsite clasts from consortium breccia 73215 and of gabbroic anorthosite 79215. Proc. 8th Lunar Sci. Conf. 2507-2524.
- Butler P. (1973) **Lunar Sample Information Catalog Apollo 17**. Lunar Receiving Laboratory. MSC 03211 Curator's Catalog. pp. 447.
- Cushing J.A., Taylor G.J., Norman M.D. and Keil K. (1993a) The granulite suite: Impact melts and metamorphic breccias of the early lunar crust (abs). Lunar Planet. Sci. XXIV, 369-370. Lunar Planet. Institute, Houston
- Cushing J.A., Taylor G.J., Norman M.D. and Keil K. (1993b) Refining the granulite suite. In Workshop on Geology of the Apollo 17 Landing Site. LPI Tech. Rpt. 92-09.4-5. Lunar Planet. Institute, Houston
- Cushing J.A., Taylor G.J., Norman M.D. and Keil K. (1999) The granulitic impactite suite: Impact melts and metamorphic breccias of the early lunar crust. Meteoritics & Planet. Sci. 34, 185-195.
- Fruchter J.S., Rancitelli L.A. and Perkins R.W. (1975) Primordial radionuclide variations in the Apollo 15 and 17 deep core samples and in Apollo 17 igneous rocks and breccias. Proc. 6th Lunar Sci. Conf. 1399-1406.
- Haggerty S.E. (1975) Geochemistry of opaque oxides in troctolites and basalts from Taurus Littrow (abs). Lunar Sci. VI, 321-323. Lunar Planet. Institute, Houston.
- Hansen E.C., Steele I.M. and Smith J.V. (1979a) Lunar highland rocks: Element partitioning among minerals 1: Electron microprobe analyses of Na, K, and Fe in plagioclase; mg partitioning with orthopyroxene. Proc. 10th Lunar Planet. Sci. Conf. 627-638.
- Hansen E.C., Steele I.M. and Smith J.V. (1979b) Minor elements in plagioclase from lunar highland rocks: New data, especially for granulitic impactites. In Papers Presented to the Conference on the Lunar Highlands Crust. LPI Contr. 394, 39-41. Lunar Planetary Institute, Houston
- Hansen E.C., Steele I.M. and Smith J.V. (1979c) Minor elements in plagioclase and mafic minerals from lunar plagioclase-rich rocks (abs). Lunar Planet. Sci. X, 497-499. Lunar Planetary Institute, Houston
- Hansen E.C., Smith J.V. and Steele I.M. (1980) Minor elements in lunar olivine: Electron probe analyses of Na, Al, P, Ca, Ti, Cr, Mn, and Ni (abs). Lunar Planet. Sci. XI, 391-393. Lunar Planetary Institute, Houston
- Hertogen J., Janssens M.-J., Takahashi H., Palme H. and Anders E. (1977) Lunar basins and craters: Evidence for systematic compositional changes of bombarding population. Proc. 8th Lunar Sci. Conf. 17-45.
- Higuchi H. and Morgan J.W. (1975a) Ancient meteoritic component in Apollo 17 boulders. Proc. 6th Lunar Sci. Conf. 1625-1651.
- Hohenberg C.M., Hudson B., Kennedy B.M. and Podosek F.A. (1980) Fission xenon in troctolite 76535. In Proc. Conf. Lunar Highlands Crust. Geochim. Cosmochim. Acta, Suppl. 12. Pergamon Press. 419-439. Lunar Planetary Institute, Houston.
- Hudgins J.A., Spray J.G., Kelley S.P., Korotev R.L. and Sherlock S. (2008) A laser probe 40Ar-39Ar and INAA investigation of four Apollo granulitic breccias (abs). MAPS Japan
- Hudgins J.A., John G. Spray, Simon P., Kelley S.P., Korotev R.L., Sherlock S.C. (2008) A laser probe 40Ar/39Ar and INAA investigation of four Apollo granulitic breccias. Geochim. Cosmochim. Acta 72, 5781-5798.
- Goswami J.N. and Lal D. (1974) Cosmic ray irradiation pattern at the Apollo 17 site: implications to lunar regolith dynamics. Proc. 5th Lunar Sci. Conf. 2643-2662.
- James O.B. (1980) Rocks of the early lunar crust. Proc. 11th Lunar Planet. Sci. Conf. 365-393.
- Lindstrom M.M. and Lindstrom D.J. (1986) Lunar granulites and their precursor anorthositic norites of the early lunar crust. Proc. 16th Lunar Planet. Sci. Conf. in J. Geophys. Res. 91, D263-D276.

- LSPET (1973) Apollo 17 lunar samples: Chemical and petrographic description. *Science* 182, 659-672.
- LSPET (1973) Preliminary Examination of lunar samples. Apollo 17 Preliminary Science Rpt. NASA SP-330. 7-1 – 7-46.
- McGee P.E., Simonds C.H., Warner J.L. and Phinney W.C. (1979) Introduction to the Apollo Collections: Part II Lunar Breccias. Curators Office.
- McGee J.J., Bence A.E., Eichhorn G. and Schaeffer O.A. (1978a) Feldspathic granulite 79215: Limitations on T-fO₂ conditions and time of metamorphism. *Proc. 9th Lunar Planet. Sci. Conf.* 743-772.
- McGee J.J., Bence A.E. and Schaeffer O.A. (1978b) Feldspathic granulite 79215: Conditions of metamorphism and age (abs). *Lunar Planet. Sci. IX*, 720-722. Lunar Planetary Institute, Houston
- Muehlberger et al. (1973) Documentation and environment of the Apollo 17 samples: A preliminary report. *Astrogeology* 71 322 pp superceeded by *Astrogeology* 73 (1975) and by Wolfe et al. (1981)
- Muehlberger W.R. and many others (1973) Preliminary Geological Investigation of the Apollo 17 Landing Site. *In Apollo 17 Preliminary Science Report*. NASA SP-330.
- Murthy V.R. (1978) Considerations of lunar initial strontium ratio (abs). *Lunar Planet. Sci. IX*, 778-780. Lunar Planetary Institute, Houston.
- Nautiyal C.M., Padia J.T., Rao M.N. and Venkatesan T.R. (1981a) Solar and galactic cosmic ray records of noble gases in lunar rock 79215 (abs). *Lunar Planet. Sci. XII*, 753-755. Lunar Planetary Institute, Houston.
- Nautiyal C.M., Padia J.T., Rao M.N. and Venkatesan T.R. (1981b) Solar flare neon: Clues from implanted noble gases in lunar soils and rocks. *Proc. 12th Lunar Sci. Conf.* 627-637.
- Neal C. and Taylor L.A. (1993) Catalog of Apollo 17 rocks. Vol 3 – Central Valley, Part 2. JSC 26088
- Oberli F., Huneke J.C. and Wasserburg G.J. (1979a) U-Pb and K-Ar systematics of cataclysm and precataclysm lunar impactites (abs). *Lunar Planet. Sci. X*, 940-942. Lunar Planetary Institute, Houston.
- Ryder G., Norman M.D. and Score R.A. (1980a) The distinction of pristine from meteorite-contaminated highlands rocks using metal compositions. *Proc. 11th Lunar Planet. Sci. Conf.* 471-479.
- Ryder G., Norman M.D. and Score R.A. (1980b) Ni, Co content of metal grains for the identification of indigenous rocks (abs). *Lunar Planet. Sci. XI*, 968-970. Lunar Planetary Institute, Houston.
- Simonds C.H., Phinney W.C. and Warner J.L. (1974) Petrography and classification of Apollo 17 non-mare rocks with emphasis on samples from the Station 6 boulder. *Proc. 5th Lunar Sci. Conf.* 337-353.
- Simonds C.H., Phinney W.C., Warner J.L. and Heiken G.H. (1975) Thermal regimes in crater debris as deduced from the petrology of the Apollo 17 Station 6 boulder and rake samples (abs). *Lunar Sci. VI*, 747-749. Lunar Planetary Institute, Houston
- Simonds C.H., Warner J.L. and Phinney W.C. (1976a) Thermal regimes in cratered terrain with emphasis on the role of impact melt. *Am. Mineral.* 61, 569-577.
- Simonds C.H., Warner J.L., Phinney W.C. and McGee P.E. (1976) Thermal model for impact breccia lithification: Manicouagan and the moon. *Proc. 7th Lunar Sci. Conf.* 2509-2528.
- Smith J.V., Hansen E.C. and Steele I.M. (1980) Lunar highland rocks: Element partitioning among minerals II: Electron microprobe analyses of Al, P, Ca, Ti, Cr, Mn and Fe in olivine. *Proc. 11th Lunar Planet. Sci. Conf.* 555-569.
- Steele I.M. and Smith J.V. (1980) Ion-probe determination of Li, Na, Mg, Ti, Sr and Ba in lunar plagioclase (abs). *Lunar Planet. Sci. XI*, 1085-1087. Lunar Planetary Institute, Houston
- Steele I.M., Hutcheon I.D. and Smith J.V. (1980) Ion microprobe analysis and petrogenetic interpretations of Li, Mg, Ti, K, Sr, Ba in lunar plagioclase. *Proc. 11th Lunar Planet. Sci. Conf.* 571-590.
- Stöffler D., Knoll H.-D., Marvin U.B., Simonds C.H. and Warren P.H. (1980) Recommended classification and nomenclature of lunar highland rocks - a committee report. *In Proc. of the Conf. on The Lunar Highlands Crust.* (Merrill and Papike eds.) *Geochim. Cosmochim. Acta, Suppl.* 12, 51-70. Pergamon Press
- Venkatesan T.R., Nautiyal C.M., Padia J.T. and Rao M.N. (1982) SCR-proton produced xenon isotopes in lunar rocks (abs). *Lunar Planet. Sci. XIII*, 821-822. Lunar Planetary Institute, Houston.

Warner J.L., Phinney W.C., Bickel C.E. and Simonds C.H. (1977) Feldspathic granulitic impactites and pre-final bombardment lunar evolution. Proc. 8th Lunar Sci. Conf. 2051-2066.

Wolfe E.W., Bailey N.G., Lucchitta B.K., Muehlberger W.R., Scott D.H., Sutton R.L and Wilshire H.G. (1981) The geologic investigation of the Taurus-Littrow Valley: Apollo 17 Landing Site. US Geol. Survey Prof. Paper, 1080, pp. 280.